

**Ghorahi Cement Industry Limited**  
**Auditor's Report and Annual Accounts**  
**for the F/Y 2081-82**

**Deoki Bijay & Co.**  
Chartered Accountants

## Independent Auditors' Report to the Members of Ghorahi Cement Industry Limited

### Opinion:

We have audited the accompanying Standalone Financial Statements of M/s Ghorahi Cement Industry Limited (hereinafter referred to as 'the Company') which comprise the Statement of Financial Position as at Ashad 32, 2082 (July 16, 2025), and the Statement of Profit or Loss, Statement of Total Comprehensive Income, Statement of Changes in Equity and Statement of Cash Flows attached thereto, for the year then ended and notes to the Standalone Financial Statements, including a summary of Significant Accounting Policies and other Explanatory Notes & information.

In our opinion and to the best of our information and according to the explanations given to us, the aforesaid Standalone Financial Statements read together with Notes forming part of the Standalone Financial Statement give the information required by the provisions of Nepal Companies Act, 2063, as amended ("the Act") in the manner so required and, give a true and fair view in conformity with the Nepal Financial Reporting Standards (NFRS), of the state of affairs of the Company as at Ashad 32, 2082 (July 16, 2025), its Profit including its Total Comprehensive Income, Cash Flows and the Changes in Equity for the year ended on that date.


### Basis of Opinion:

We conducted our audit in accordance with Nepal Standards on Auditing (NSA). Our responsibilities under those Standards are further described in the *Auditors' Responsibilities for the Audit of the Financial Statement* section of our report. We are independent of the Entity in accordance with the Code of Ethics issued by the Institute of Chartered Accountants of Nepal together with the ethical requirements that are relevant to our audit of the Standalone Financial Statement under the provisions of the Companies Act, 2063 and the Rules thereunder, and we have fulfilled our other ethical responsibilities in accordance with those requirements and the Code of Ethics. We believe that the audit evidence we have obtained is sufficient and appropriate to provide a basis for our opinion.


### Key Audit Matters:

Key audit matters are those matters that, in our professional judgment, were of most significance in our audit of the Standalone Financial Statements of the current period. These matters were addressed in the context of our audit of the Standalone Financial Statements as a whole, and in forming our opinion thereon, and we do not provide a separate opinion on these matters. Based on the circumstances and facts of the audit, we consider following as key audit matters:

S.N.	Details of Key Audit Matters	How the matters were addressed in our audit
1.	<b>Revenue Recognition</b> (Refer Note 3(e) "Revenue Recognition" and Note 26 of the financial statements)	
	The company applies NFRS 15 for recognition of revenue from sale of goods. The Company generated revenues of NPR.5,053 millions for the year ended Ashad 32, 2085. Revenue is a key indicator for measuring performance, and this implies the presence of inherent risks by overstatement of revenue recognition to increase profitability. Therefore, revenue recognition was considered a key audit matter.	Our audit procedures in this are included, among others, based on our judgment, the following: - An examination of the revenue recognition process, taking into account the requirements of the relevant accounting standards, and an assessment of the appropriateness of the accounting policies used. - Test the design and implementation of internal control procedures related to revenue recognition and their operational effectiveness, including anti-fraud control procedures.




S.N.	Details of Key Audit Matters	How the matters were addressed in our audit
		<ul style="list-style-type: none"> <li>- Conducting analytical audit procedures for revenues, by comparing sales quantities and prices for the current year with the previous year, and determining whether there are any significant trends or fluctuations that need additional examination in light of our understanding of the current market conditions.</li> <li>- On sample basis, test revenue transactions with the supporting documents, to verify that the revenues are recorded in their corrects periods.</li> </ul>
<b>2</b>	<b>Property, Plant and Equipment and Investment Property</b> (refer Note 3(a), 3(b), 3(c), 4 and 5 of the Financial Statements)	
	<p>There are areas where management judgement impacts the carrying value of property, plant and equipment and investment property and their respective depreciation or amortization rates. These include the decision to capitalize or expense the costs, the annual asset life review: the timeliness of the capitalization of assets and the use of management assumptions and estimates for the determination or the measurement and recognition criteria for assets retired from active use. Due to the materiality in the context of the balance sheet of the company and the level of judgment and estimates required, we consider this to be a Key Audit Matter.</p>	<p>We assessed the controls in place over the fixed asset, evaluated the appropriateness of capitalization process, performed tests on costs capitalized, the timeliness of the capitalization of the assets and the derecognition criteria for assets retired from active use. In performing these procedures, we reviewed the judgments made by the management including the nature of underlying costs capitalized, impairment, determination of realizable value of the assets retired from the active use, the appropriateness of useful life of assets. We have observed that the management has regularly reviewed the aforesaid judgements and there are no material misstatement of impairment and capitalization of assets</p>
<b>3</b>	<b>Deferred Tax</b> (refer Note 21 of the Financial Statements)	
	<p><b>Assessment of recoverability relating to Deferred tax assets ('DTA') recognized on carry forward losses:</b></p> <p>The DTA balance on carry forward losses amounts to NPR 859.20 Million as at Ashad 32, 2082. The company exercises significant judgement in assessing the recoverability of DTA relating to carry forward losses. In estimating the recoverability of DTA on carry forward losses, management uses inputs such as internal business and tax projections over a 10 year period. Recoverability of DTA on carry forward losses is considered a key audit matter as it is sensitive to the assumptions used by management in projecting the future taxable income, the reversal of deferred tax liabilities which can be scheduled, and tax planning strategies.</p>	<p><b>Principal Audit Procedures:</b></p> <p>We obtained an understanding, evaluated the design and tested the operating effectiveness of controls over the Company's process for determining the recoverability of the DTA relating to carry forward losses which included amongst others controls over the assumptions and judgments used in the projections of future taxable income and related tax projections.</p> <p>To assess the Company's ability to estimate future taxable income, we compared the Company's previous forecasts to actual results to determine its reasonableness and examined the consistency of projections.</p>



S.N.	Details of Key Audit Matters	How the matters were addressed in our audit
4	<b>Significant Loss Incurred During the Year</b>	
	<p>The Company incurred a substantial loss during the year, primarily driven by a decline in market demand, increase in financial cost and production costs. This loss raised significant concerns regarding:</p> <ul style="list-style-type: none"> <li>• Impairment of fixed assets such as production facilities</li> <li>• Valuation of inventory given fluctuating material prices.</li> <li>• The Company's ability to continue as a going concern</li> </ul> <p>Assessing the impact of these factors involved significant judgment and estimation by management, particularly in determining recoverable amounts of assets and in projecting future cash flows. As a result, this matter was considered to be of most significance in our audit.</p>	<p>Our audit procedures included:</p> <ul style="list-style-type: none"> <li>• Evaluating management's assessment of impairment indicators for property, plant, and equipment, including the assumptions used to estimate recoverable amounts</li> <li>• Reviewing inventory valuation and verifying the net realizable value against current market conditions</li> <li>• Assessing the Company's going concern assumptions by analyzing cash flow forecasts and stress-testing key inputs</li> <li>• Inspecting compliance with financing arrangements and discussing with management the implications of the loss on covenants</li> <li>• Reviewing disclosures in the financial statements for compliance with applicable accounting standards</li> </ul> <p>We found that management's judgments and estimates were reasonable and that the disclosures appropriately reflect the financial position of the Company.</p>
5	<b>Evaluation of provisions and contingencies towards taxes and other litigations</b> (Refer Note 37 of the financial statements)	
	<p>The Company has material disputes with respect to electricity bill payments, direct tax and indirect tax law matters which involves significant judgment to determine the possible outcome of these disputes. Therefore, we have considered these as a key audit matter.</p>	<p>Our audit procedures relating to the evaluation of the outcome of direct tax and indirect tax law matters included the following, among others:</p> <ol style="list-style-type: none"> <li>(1) We have obtained an understanding of the processes with respect to (i) recognition of provision, (ii) disclosure of contingencies and (iii) ensuring completeness of litigation.</li> <li>(2) We have tested the effectiveness of controls over (i) recognition of provisions, (ii) disclosure of contingencies and (iii) ensuring completeness of litigations.</li> <li>(3) We read correspondences between the Company and the various authorities and where applicable, the opinions from external advisors and evaluated the reasonableness of the estimate in relation to the possible outcome of the disputed matters based on applicable laws and judicial precedence by involving our internal specialists, as needed.</li> </ol>

#### Other Information:

The directors are responsible for the other information such as "Report of Board of Director's/Chairman's Statement" to be presented in the Annual Report and Accounts for FY 2081/82 (2024/25) of the Ghorahi Cement Industry Limited. Our opinion on the Financial Statements does not cover the other information and, accordingly, we do not express any audit opinion or, except as explicitly stated above, any form of assurance conclusion thereon. Our responsibility is to read the other information and, in doing so, consider whether, based on audit work done by us on financial statement, the information therein is materially misstated or inconsistent with the financial statements. We have nothing to report in this regard.



### **Responsibilities of Management and those charged with Governance for the Standalone Financial Statements:**

The company's Management and Board of Directors are responsible for the preparation and fair presentation of these Standalone Financial Statements in accordance with Nepal Financial Reporting Standards. This responsibility also includes maintenance of adequate accounting records for safeguarding the assets of the Entity and for preventing and detecting frauds and other irregularities; selection and application of appropriate accounting policies; making judgments and estimates that are reasonable and prudent; and the design, implementation and maintenance of adequate internal financial controls, that are operating effectively for ensuring the accuracy and completeness of the accounting records, relevant to the preparation and presentation of the Standalone Financial Statement that give a true and fair view and are free from material misstatement, whether due to fraud or error.


In preparing the Standalone Financial Statement, the respective management and Board of Directors are responsible for assessing the Entity's ability to continue as a going concern, disclosing, as applicable, matters related to going concern and using the going concern basis of accounting unless management either intends to liquidate the Entity or to cease operations, or has no realistic alternative but to do so.

### **Auditors' Responsibility for the Audit of the Standalone Financial Statements**

Our responsibility is to express an opinion on these Standalone Financial Statements based on our audit. We conducted our audit in accordance with Nepal Standards on Auditing (NSAs). Those standards require that we comply with ethical requirements and plan and perform the audit to obtain reasonable assurance about whether the Standalone Financial Statements are free of material misstatement. Reasonable assurance is a high level of assurance, but is not a guarantee that an audit conducted in accordance with Nepal Standards on Auditing will always detect a material misstatement when it exists. Misstatements can arise from fraud or error and are considered material if, individually or in aggregate, they could reasonably be expected to influence the economic decisions of users taken on the basis of these financial information.

As part of an audit in accordance with NSAs, we exercise professional judgment and maintain professional skepticism throughout the audit. We also:

- Identify and assess the risks of material misstatement of Standalone Financial Statement, whether due to fraud or error, design and perform audit procedures responsive to those risks, and obtain audit evidence that is sufficient and appropriate to provide a basis for our opinion. The risk of not detecting a material misstatement resulting from fraud is higher than for one resulting from error, as fraud may involve collusion, forgery, intentional omissions, misrepresentations, or the override of internal control.
- Obtain an understanding of internal control relevant to the audit in order to design audit procedures that are appropriate in the circumstances. We are also responsible for expressing our opinion on whether the Company has adequate internal financial controls in place and the operating effectiveness of such controls.
- Evaluate the appropriateness of accounting policies used and the reasonableness of accounting estimates and related disclosures made by management.
- Conclude on the appropriateness of management's use of the going concern basis of accounting and, based on the audit evidence obtained, whether a material uncertainty exists related to events or conditions that may cast significant doubt on the Company's ability to continue as a going concern. If we conclude that a material uncertainty exists, we are required to draw attention in our auditors' report to the related disclosures in the Standalone Financial Statements or, if such disclosures are inadequate, to modify our opinion. Our conclusions are based on the audit evidence obtained up to the date of our auditors' report. However, future events or conditions may cause the Company to cease to continue as a going concern.



- Evaluate the overall presentation, structure and content of the Standalone Financial Statement, including the disclosures, and whether the Standalone Financial Statement represents the underlying transactions and events in a manner that achieves fair presentation.

We communicate with those charged with governance regarding, among other matters, the planned scope and timing of the audit and significant audit findings, including any significant deficiencies in internal control that we identify during our audit.

We also provide those charged with governance with a statement that we have complied with relevant ethical requirements regarding independence, and to communicate with them all relationships and other matters that may reasonably be considered to bear on our independence, and where applicable, related safeguards.

From the matters communicated with those charged with governance, we determine those matters that were of most significance in the audit of the Standalone Financial Statements of the current period and are therefore the key audit matters.

We describe these matters in our auditors' report unless law or regulation precludes public disclosure about the matter or when, in extremely rare circumstances, we determine that a matter should not be communicated in our report because the adverse consequences of doing so would reasonably be expected to outweigh the public interest benefits of such communication.

We believe that the audit evidence we have obtained is sufficient and appropriate to provide a reasonable basis for our audit opinion.

#### Report on Other Legal and Regulatory Requirements

On the basis of our examination, we would like to further report that:


- i. We have obtained information and explanations, which, to the best of our knowledge and belief, were necessary for the purposes of our audit.
- ii. In our opinion, proper books of account as required by law have been kept by the Company so far as appears from our examination of such books;
- iii. In our opinion, the Statement of Financial Position, Statement of Profit or Loss, Statement of Total Comprehensive Income, Statement of Cash Flows and Statement of Changes in Equity attached thereto, for the year then ended and notes to the Standalone Financial Statements, including a summary of Significant Accounting Policies and other Explanatory Notes & information dealt with by this report are in compliance with the provisions of the Companies Act, 2063 and are in agreement with the books of account maintained by the company;
- iv. In our opinion, so far as appeared from our examination of the books, the business of the Company has been conducted satisfactorily; and
- v. To the best of our information and according to the explanations given to us and from our examination of the books of accounts of the Company necessary for the purposes of the audit, we have not come across cases where the Board of Directors or any employees of the Company have acted contrary to legal provisions relating to accounts, or committed any misappropriation or caused loss or damage to the company or committed any accounting frauds in the company.

Kathmandu  
Date: 2082.08.01

  
CA. Om Narayan Mahato  
Partner

For: Deoki Bijay & Co.  
Chartered Accountants

UDIN: 251201CA01929guh7M



**Ghorahi Cement Industry Limited**  
**Standalone Statement of Financial Position**  
**As on Ashad 32, 2082 (July 16, 2025)**



**GHORAHİ**  
**CEMENT**

Particulars	Notes	As on	Amount in NPR
		Ashad 32, 2082 (July 16, 2025)	As on Ashad 31, 2081 (July 15, 2024)
<b>ASSETS</b>			
<b>Non Current Assets:</b>			
Property, Plant and Equipment	4	18,381,352,624	19,008,755,456
Intangible Assets	5	80,408,721	83,233,760
Right of Use Asset	6	-	1,583,613
Investment in subsidiary and associate	7	165,034,800	165,034,800
<b>Current Assets:</b>			
Inventories	8	1,967,821,090	1,972,182,440
Trade Receivables	9	1,313,961,676	1,654,728,128
Contract Assets	10	7,275,717	3,687,035
Cash and Cash Equivalents	11	341,069,049	141,298,117
Other Financial Assets	12	90,059,333	80,458,015
Prepayments	13	31,913,885	29,803,629
Other Current Assets	14	234,187,507	206,664,035
Current Tax Asset	15	7,000,471	6,860,475
<b>Total Assets</b>		<b>22,620,084,873</b>	<b>23,354,289,503</b>
<b>EQUITY AND LIABILITIES</b>			
<b>Equity:</b>			
Equity Share Capital	16	4,567,685,700	4,567,685,700
Retained Earnings	17	1,432,767,418	2,043,145,597
Share Premium		2,658,468,185	2,658,468,185
<b>Total Equity</b>		<b>8,658,921,303</b>	<b>9,269,299,482</b>
<b>Liabilities:</b>			
<b>Non Current Liabilities</b>			
Long term Financing			
- Secured	18	6,151,669,954	6,736,149,453
Non-Current Financial Liability	19	2,213,909,977	1,948,459,977
Lease liability	20	-	1,997,683
Deferred Tax Liability (Net)	21	266,835,830	412,166,493
<b>Current Liabilities</b>			
Borrowings - Short Term	22	3,242,413,395	3,306,431,615
Trade Payables	23	1,314,396,063	769,117,470
Other Financial Liabilities	24	649,242,754	806,961,412
Contractual liabilities	25	122,695,597	103,705,918
Current Tax Liabilities	15	-	-
<b>Total Equity &amp; Liabilities</b>		<b>22,620,084,873</b>	<b>23,354,289,503</b>

Summary of Significant Accounting Policies  
Notes to the Financial Statements

1 to 3  
4 to 46

**Aditya Sanghai**  
Director

For & on behalf of the Board  
  
**Trilokchand Agrawal**  
Director

**Purushottam Lal Sanghai**  
Chairman

As per our attached report  
of even date  
  
**CA. Oni Narayan Mahato**  
Partner  
Deoki Bijay & Co.  
Chartered Accountants

**Bimal Prasad Dhakal**  
Director

**Anju Sanghai**  
Director

**Vivek Agrawal**  
Director


Kathmandu  
Date: 2082.08.01

**Rakesh Kumar Marwari**  
Senior Manager Accounts and Finance

**Milan Sigdel**  
Director



**GHORAHİ**  
**CEMENT**




**Ghorahi Cement Industry Limited**  
**Standalone Statement of Profit or Loss**  
**For the year ended Ashad 32, 2082 (July 16, 2025)**



**GHORAHİ**  
**CEMENT**

<u>Particulars</u>	<u>Notes</u>	<u>Amount in NPR</u>	
		Year ended Ashad 32, 2082 (July 16, 2025)	Year ended Ashad 31, 2081 (July 15, 2024)
<b><u>Income</u></b>			
Revenue from Operations	26	5,052,530,375	4,477,970,279
Cost of Sales	27	(4,035,262,997)	(4,169,440,341)
Gross Profit		1,017,267,378	308,529,938
Other Income	28	83,649,743	5,696,180
		1,100,917,121	314,226,118
<b><u>Expenses</u></b>			
Administrative, Selling & Distribution Expenses	29	(293,172,364)	(331,681,555)
Depreciation and Amortization	30	(674,637,853)	(456,923,305)
Profit/(Loss) from Operations		133,106,904	(474,378,742)
Finance Costs	31	(888,588,730)	(761,803,608)
Profit/(Loss) before Tax		(755,481,826)	(1,236,182,350)
<b><u>Income Tax Expense:</u></b>			
Income Tax	32	(227,016)	(524,373)
Deferred Tax	32	145,330,663	(210,373,637)
Net Profit/(Loss) for the year		(610,378,179)	(1,447,080,360)
<b><u>Earning Per Equity Share</u></b>			
Basic	33	(13.36)	(31.68)
Diluted	33	(13.36)	(31.68)
Summary of Significant Accounting Policies	1 to 3		
Notes to the Financial Statements	4 to 46		



Aditya Sanghai  
Director

For & on behalf of the Board



Trilokchand Agrawal  
Director




Purushottam Lal Sanghai  
Chairman




Bimal Prasad Dhakal  
Director

Anju Sanghai  
Director

Vivek Agrawal  
Director




Rakesh Kumar Marwari  
Senior Manager Accounts and Finance




Milan Sigdel  
Director

As per our attached report  
of even date



CA. Om Narayan Mahato  
Partner  
Deoki Bijay & Co.  
Chartered Accountants

Kathmandu  
Date: 2082.08.01



**GHORAHİ**  
**CEMENT**




**Ghorahi Cement Industry Limited**  
**Standalone Statement of Other Comprehensive Income**  
**For the year ended Ashad 32, 2082 (July 16, 2025)**




**GHORAHİ  
CEMENT**


*Amount in NPR*

<u>Particulars</u>	Year ended Ashad 32, 2082 (July 16, 2025)	Year ended Ashad 31, 2081 (July 15, 2024)
Profit for the year as per statement of profit or loss	(610,378,179)	(1,447,080,360)
<u>Other comprehensive income, net of income tax:</u>		
a. Items that will not be reclassified to profit or loss	-	-
Gains/(losses) from investments in equity instruments measured at fair value	-	-
Gains/(losses) on revaluation	-	-
Actuarial gains/(losses) on defined benefit plans	-	-
Income tax relating to above items	-	-
<b>Net other compressive income that will not be reclassified to profit or loss</b>	<b>-</b>	<b>-</b>
b. Items that are or may be reclassified to profit or loss		
Gains/(losses) on cash flow hedge	-	-
Exchange gains/(losses) (arising from translating financial assets of foreign operation)	-	-
Income tax relating to above items	-	-
Reclassify to profit or loss	-	-
<b>Net other comprehensive income that are or may be reclassified to profit or loss</b>	<b>-</b>	<b>-</b>
<b>Other comprehensive income for the year</b>	<b>-</b>	<b>-</b>
<b>Total comprehensive income for the period</b>	<b>(610,378,179)</b>	<b>(1,447,080,360)</b>


  
**Aditya Sanghai**  
 Director


For & on behalf of the Board

  
**Trilokchand Agrawal**  
 Director

  
**Purushottam Lal Sanghai**  
 Chairman

As per our attached report of even date


  
**CA. Om Narayan Mahato**  
 Partner  
**Deoki Bijay & Co.**  
 Chartered Accountants

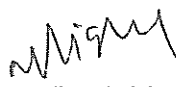
  
**Bimal Prasad Dhakal**  
 Director


**Anju Sanghai**  
 Director

**Vivek Agrawal**  
 Director

Kathmandu  
 Date: 2082.08.01

  
**Rakesh Kumar Marwari**  
 Senior Manager Accounts and Finance

  
**Milan Sigdel**  
 Director



**GHORAHİ  
CEMENT**

Ghorahi Cement Industry Limited  
Standalone Statement of Cash Flows  
For the year ended Ashad 32, 2082 (July 16, 2025)



GHORAHİ  
CEMENT  
Amount in NPR

Particulars	Year ended Ashad 32, 2082 (July 16, 2025)	Year ended Ashad 31, 2081 (July 15, 2024)
<b>A. Cash Flow From Operating Activities:</b>		
Net Profit Before Tax	(755,481,826)	(1,236,182,350)
<b>Adjustment for:</b>		
Depreciation and amortization	674,637,853	456,923,305
Interest expenses	888,588,730	761,803,608
Interest income	(446,424)	(305,893)
Loss On Sales on Fixed assets	1,416,153	-
CSR Expensed	(988,030)	(1,291,991)
Prior Year tax adjustment	-	63,185
Others Non Cash Income	(414,070)	-
Others Non Cash Expenses	702,726	436,699
<b>Operating Profit before changes in Working Capital</b>	<b>808,015,112</b>	<b>(18,553,437)</b>
(Increase)/Decrease in Inventories	4,361,350	95,877,716
(Increase)/Decrease in Trade Receivable	340,063,726	114,994,844
(Increase)/Decrease in Contract Assets	(3,588,682)	(2,488,028)
(Increase)/Decrease in Other Financial Assets	(9,601,318)	51,568,259
(Increase)/Decrease in Prepayments	(2,110,256)	18,151,298
(Increase)/Decrease in Other Current Assets	(27,523,472)	3,271,510,297
Increase/(Decrease) in Trade Payable	545,278,593	(852,995,224)
(Increase)/Decrease in Other Current Financial Liabilities	(156,730,628)	(112,541,665)
(Increase)/Decrease in Contractual liabilities	18,989,679	(19,250,179)
<b>Net Cash from/(used in) Operating Activities</b>	<b>1,517,154,104</b>	<b>2,546,273,881</b>
Less: Income Tax Paid	(367,012)	(306,131)
<b>Net cash from/(used in) operating activities</b>	<b>1,516,787,092</b>	<b>2,545,967,750</b>
<b>B. Cash Flow From Investing Activities:</b>		
Purchase of Property, Plant and Equipment	(46,768,023)	(12,856,618,225)
Purchase of Intangible Asset	(385,546)	(57,430,788)
Disposal of Property, Plant and Equipment	1,327,434	-
(Increase)/Decrease in Capital Work in Progress	-	12,095,054,469
Purchase of Investments	-	(81,462,000)
Interest Received	446,424	305,893
<b>Net cash from / (used in) investing activities</b>	<b>(45,379,711)</b>	<b>(900,150,651)</b>
<b>C. Cash Flow From Financing Activities:</b>		
Proceed /(Payment) in Long Term Secured Borrowings	(584,479,499)	(1,659,506,949)
Proceed /(Payment) in Long Term unsecured Borrowings	265,450,000	602,771,333
Proceed /(Payment) in Short Term Borrowings	(64,018,220)	241,907,807
Proceed /(Payment) of Lease Liabilities	-	74,967
Interest (Payment)	(888,588,730)	(761,803,608)
<b>Net Cash from/(Used in) Financing Activities</b>	<b>(1,271,636,449)</b>	<b>(1,576,556,450)</b>
<b>Net Increase/(Decrease) in Cash and Cash Equivalents</b>	<b>199,770,932</b>	<b>69,260,649</b>
<b>Cash and Cash equivalents as at the beginning of the year</b>	<b>141,298,117</b>	<b>72,037,468</b>
<b>Cash and Cash equivalents as at the end of the year</b>	<b>341,069,049</b>	<b>141,298,117</b>

For & on behalf of the Board

Aditya Sanghai  
Director

Trilokchand Agrawal  
Director

Purushottam Lal Sanghai  
Chairman

Bimal Prasad Dhakal  
Director

Anju Sanghai  
Director

Vivek Agrawal  
Director

Rakesh Kumar Marwari  
Senior Manager Accounts and Finance

Milan Sigdel  
Director


As per our attached report  
of even date

CA. Om Narayan Mahato  
Partner  
Deoki Bijay & Co.  
Chartered Accountants

Kathmandu  
Date: 2082.08.01



GHORAHİ  
CEMENT



**Ghorahi Cement Industry Limited**  
**Standalone Statement of Changes In Equity**  
**For the year ended Ashad 32, 2082 (July 16, 2025)**



**GHORAHİ  
CEMENT**

Particulars	Equity Share Capital	Share Premium	Retained Earnings	Preference Share Redemption Reserve	Total
Balance as at 1st Shrawan, 2080	3,971,900,600	2,658,468,185	4,006,951,057	79,060,000	10,716,379,842
Bonus Share issued to Equity shareholders @ 15%	595,785,100		(595,785,100)	-	-
Profit for the year 2079-80	-	-	(1,447,080,360)	-	(1,447,080,360)
Prior Year Tax			-		-
Redemption Reserve Transfer to General Reserve			79,060,000	(79,060,000)	-
Balance as at Ashad 31, 2081	4,567,685,700	2,658,468,185	2,043,145,597	-	9,269,299,482
Profit for the Period	-	-	(610,378,179)	-	(610,378,179)
Prior Year Adjustments	-	-	-	-	-
Redemption Reserve Transfer to General Reserve	-	-	-	-	-
Prior Year Tax	-	-	-	-	-
Balance as at Ashad 32, 2082	4,567,685,700	2,658,468,185	1,432,767,418	-	8,658,921,303

For & on behalf of the Board

**Aditya Sanghai**  
 Director

**Bimal Prasad Dhakal**  
 Director

**Rakesh Kumar Marwari**  
 Senior Manager Accounts and Finance

**Trilokchand Agrawal**  
 Director

**Anju Sanghai**  
 Director



**GHORAHİ  
CEMENT**


**Purushottam Lal Sanghai**  
 Chairman

**Vivek Agrawal**  
 Director

As per our attached report of even date

**CA. Om Narayan Mahato**  
 Partner  
**Deoki Bijay & Co.**  
 Chartered Accountants

**Kathmandu**  
 Date: 2082.08.01



## Ghorahi Cement Industry Limited

### Significant Accounting Policies and Notes to the Standalone Financial Statements For the year ended Ashad 32, 2082 (July 16, 2025)



#### 1. Corporate Information:

Ghorahi Cement Industry Limited (The "Company") is incorporated under Companies Act of Nepal as Pvt. Ltd. Co. vide registration no. 47286/064-065 dated 2064.04.21 subsequently converted into Limited Company on 2077.11.23 vide registration no.25879/077/078 and listed with Nepal Stock Exchange, having its registered Office at Thapathali 11, Kathmandu and Plant site at Laxminagar VDC, Dang District, Nepal. Dang District falls under the category of underdeveloped area and the company is eligible for the tax exemptions/rebates as are available under applicable Industrial Enterprises Act and Income Tax Act.

The Company's principal activity is to manufacture cement, clinker and cement related products.

The Company has two units i.e. Main unit and Unit 1 at Laxminagar VDC, Dang District, Nepal. From the Main Unit, commercial production of Clinker & Cement was started from B.S. 2069/05/16 and 2070/02/19 respectively. Unit-1 is started production from 1st baisakh 2081.

#### 2. Basis of Preparation:

##### 2.1 Statement of Compliance:

The financial statements have been prepared in accordance with the Nepal Financial Reporting Standards (NFRS) issued by the Accounting Standards Board Nepal. These confirm, in material respect, to International Financial Reporting Standards (IFRS) issued by the International Accounting Standard Board (IASB). The financial statements have been prepared on a going concern basis. For all periods up to and including the year ended Ashad 32, 2075, the Company prepared its financial statements in accordance with Local Generally Accepted Accounting Practice (Local GAAP)

This section describes the critical accounting judgement that the company has identified as having potentially material impact on the company's financial statements and sets out our significant accounting policies that relate to the financial statements as a whole. The company's accounting policies require the management to exercise judgement in making accounting estimates.

##### 2.2 Reporting period and approval of financial statements:

The Company follows the Nepalese financial year based on the Nepalese calendar. The corresponding dates for the English calendar are as follows:

Relevant Financial Statement	Nepalese Calendar Date/ Period	English Calendar Date/Period
Opening SFP* Date	Shrawn 1, 2081	16-Jul-24
Current Reporting Period	Shrawan 1, 2081 – Ashad 32, 2082	July 16, 2024– July 16, 2025

\* Statement of Financial Position

Financial Statement of the company has been approved by Board of Directors of the company.

##### 2.3 Accounting Pronouncements:

The Company for its preparation of financial statement has adopted accounting policies to comply with the pronouncements made by The Institute of Chartered Accountants of Nepal (ICAN).

##### 2.4 Accounting Convention:

The Financial Statements of the company have been prepared on the historical cost basis, except for the following material items in the Statement of Financial Position.

**New reporting standards which were effective during the year:**


There were certain amendments to accounting and reporting standards which are mandatory for the annual accounting period which began on July 16, 2021.

In addition to the above, the following three new standards have become applicable to the Company effective July 16, 2021:

**NFRS 9 'Financial instruments'** – This standard replaces the provisions of NAS 39 that relate to the recognition, classification and measurement of financial assets and financial liabilities, derecognition of financial instruments, impairment of financial assets and hedge accounting. It also includes an expected credit losses model that replaces NAS 39 incurred loss impairment model. On July 16, 2021 (the date of initial application of NFRS 9), the management has assessed which business models apply to the financial assets held by the Company and has classified its financial instruments into the appropriate NFRS 9 categories (i.e. mainly financial assets previously classified as 'loans and receivables' have now been classified as 'amortized cost').



Handwritten signatures and initials of the management and board members.



## Ghorahi Cement Industry Limited

### Significant Accounting Policies and Notes to the Standalone Financial Statements For the year ended Ashad 32, 2082 (July 16, 2025)



Notes contd.....

NFRS 15 'Revenue from contracts with customers' – This standard introduces a single five-step model for revenue recognition with a comprehensive framework based on core principle that an entity should recognize revenue representing the transfer of promised goods or services under separate performance obligations under the contract to customer at an amount that reflects the consideration to which the entity expects to be entitled in exchange for those goods or services. NFRS 15 replaces the previous revenue standards: NAS 18 Revenue, NAS 11 Construction Contracts, and the related interpretations on revenue recognition.

NFRS 16 'Lease' – July 1, 2019, the Company has adopted NFRS 16, 'Leases' which replaced accounting for leases, including NAS 17 'Leases', IFRIC 4 'Determining whether an arrangement contains a Lease', SIC-15 'Operating Leases - Incentive' and SIC-27 'Evaluating the substance of transactions involving the legal form of a Lease'. IFRS 16 introduced a single, on balance sheet lease accounting model for the Company. The accounting policies relating to Company's right-of-use-asset and lease liability are disclosed in notes 6 & 22.

The changes laid down by these standards (i.e. NFRS 9, NFRS 15 and NFRS 16) do not have any significant impact on these financial statements of the Company except as those stated above. Further, related changes to the accounting policies have been made in these financial statements.

#### 2.5 Standards issued but not yet effective:

The new standard, NFRS 17 'Insurance Contracts' – are mandatory for accounting periods beginning on or after July 16, 2023 are considered not to be relevant for the Company's financial statements and hence have not been detailed here.

#### 2.6 Presentation Currency:

The company's financial statement is presented in Nepalese Rupees which is also the company's functional currency.

#### 2.7 Presentations:

The financial statements are prepared in Nepalese Rupees and rounded off to the nearest rupee. The figures for previous years are rearranged and reclassified wherever necessary for the purpose of facilitating comparison. Appropriate disclosures are made wherever necessary.

The Company presents assets and liabilities in statement of financial position based on current/non-current classification. The Company classifies an asset as current when it is:

- Expected to be realized or intended to sold or consumed in normal operating cycle,
- Held primarily for the purpose of trading
- Expected to be realized within twelve months after the reporting period or
- Cash or cash equivalent unless restricted from being exchanged or used to settle a liability for at least twelve months after the reporting period.

All other assets are classified as non-current. The Company classifies a liability as current when it is:

- Expected to be settled in normal operating cycle
- Held primarily for the purpose of trading
- Due to be settled within twelve months after the reporting period or
- There is no unconditional right to defer the settlement of the liability for at least twelve months after the reporting period.

All other liabilities as non-current.

Deferred tax assets and liabilities are classified as non-current assets/liabilities.

The company operating cycle has been defined as twelve-month period.

The statement of profit or loss has been prepared using classification "by function" method.

The statement of cash flows has been prepared using indirect method. Cash flows from operating activities, in addition to the adjustments from profit for non-cash and non-operating activities, movements in working capital, interest and taxes, separately include cash flows relating to employee bonus and retirement benefits.


#### 2.8 Use of Estimates, assumptions and judgments:

The preparation of financial information requires the use of estimates and judgments about future conditions. In view of the inherent uncertainties and the high level of subjectivity involved in the recognition or measurement of items listed below, it is possible that the outcomes in the next financial year could differ from those on which management's estimates are based, resulting in materially different conclusions from those reached by management for the purposes of this financial statements.



GHORAHÍ  
CEMENT

*[Handwritten signatures]*



## Ghorahi Cement Industry Limited

### Significant Accounting Policies and Notes to the Standalone Financial Statements For the year ended Ashad 32, 2082 (July 16, 2025)



GHORAHİ

Notes contd.....

#### 2.9 Going Concern:

The financial statements are prepared on a going concern basis, as the management of the Company is satisfied that the Company has the resources to continue in business for the foreseeable future. In making this assessment, the Management have considered a wide range of information relating to present and future conditions, including future projections of profitability, cash flows and capital resources.

#### 2.10 Materiality:

The company for the preparation of financial statements determines materiality based on the nature or magnitude, or both. Materiality is a pervasive constraint in financial reporting because it is pertinent to all of the qualitative characteristics.

#### 3 Significant Accounting Policies:

NFRS requires adoption of accounting policies that are most appropriate to the company's circumstances determining and applying accounting policies. Management are required to make judgement in respect of items where the choice of specific policy, accounting estimate or assumption to be followed could materially affect the company's reported financial position, results or cash flows, stated below:-

##### a) Property, Plant and Equipment:

Property, plant and equipment are initially measured at cost in the statement of financial position. These are inclusive of all cost less any subsequent accumulated depreciation and subsequent accumulated impairment losses, if applicable for each class of assets. Property, plant and equipment are recognized as an asset, if and only if it is probable that future economic benefits associated with the item will flow to the company and the cost of the item can be measured reliably. Cost includes the purchase price and other directly attributable costs of property, plant and equipment.

##### b) Intangible Assets:

Intangible assets are recognized on the basis of costs incurred to acquire and bring to use the specific intangible assets such as, software, where it is probable that such asset will generate future economic benefits in excess of its cost.

##### c) Depreciation and Amortization:

i) Depreciation and Amortization is calculated over the estimated useful life of the assets: An item of property, Plant and Equipment and any significant part initially recognized is derecognized upon disposal or when no future economic benefits are expected from its use or disposal. The useful lives and methods of depreciation of property, plant and equipment are reviewed annually and adjusted prospectively, if appropriate.

ii) The company based its assumptions and estimations on parameters available when the financial statement were prepared. Existing circumstances and assumptions about future developments, however, may change due to market changes or circumstances arising beyond the control of the Company. Such changes are reflected in the assumptions when they occur.

Estimated Useful life of assets have been taken as under:

Particulars	Useful Life (Years)
Buildings	10 to 50
Plant and Machinery	8 to 30
Office Equipment & Computer	5 to 15
Furniture & Fixtures	8
Vehicles	10 to 18
Other Assets	8
Packing Plant	30
Software	10

iii) Leasehold improvement is amortized on a straight-line basis using the rates determined with reference to the lease period.

iv) Mines Development Expenses: Various expenses for the development of mines which have been amortized on a straight-line basis using the rates determined with reference to the lease period.




GHORAHİ  
CEMENT

*[Handwritten signatures]*

*[Handwritten signature]*

*[Handwritten signature]*



## Ghorahi Cement Industry Limited

### Significant Accounting Policies and Notes to the Standalone Financial Statements For the year ended Ashad 32, 2082 (July 16, 2025)



GHORAHÍ

Notes contd.....

**d) Inventories (As taken, valued and certified by the Management):**

Inventories are initially recognized at cost, and subsequently at the lower of cost and net realizable value. Net realizable value is the estimated selling price in the ordinary course of business, less estimated cost of completion and the necessary estimated expenses and the variable selling expenses. The cost of obsolescence and other anticipated losses are also considered for determining the net realizable values.

In determining the cost of raw materials and packing materials, consumables, stores and spares, First In First Out (FIFO) method is used. Cost of inventory comprises of all costs of purchase, duties, taxes (other than those subsequently recoverable from tax authorities), cost of conversion and other costs incurred in bringing the inventories to their present location and condition.

Cost of finished goods includes the cost of raw materials, packing materials, direct Labor and appropriate proportion of fixed and variable production overheads incurred in bringing the inventory to their present location and condition.

<u>Particulars</u>	<u>Method</u>
Raw Materials & others	At cost on FIFO basis.
Packing Materials & consumables	At cost on FIFO basis.
Finished Goods	At weighted average cost or Net Realizable Value whichever is lower
Work-in-Progress	At weighted average cost

**e) Revenue Recognition:**

The Company has adopted NFRS 15 Revenue from contracts with customers, with effect from 16th July, 2021. NFRS 15 establishes principles for reporting information about the nature, amount, timing and uncertainty of revenues and cash flows arising from the contracts with its customers and replaces NAS 18 Revenue and NAS 11 Construction Contracts.

The Company has adopted NFRS 15 using the cumulative effect method whereby the effect of applying this standard is recognized at the date of initial application (i.e. July 16, 2021). Accordingly, the comparative information in the Statement of Profit and Loss is restated.

**Sale of Goods:**

Revenue is recognized upon transfer of control of promised goods to customers in an amount that reflects the consideration which the Company expects to receive in exchange for those goods.

Revenue from the sale of goods is recognized at the point in time when control is transferred to the customer which is usually on dispatch / delivery.

Revenue is measured based on the transaction price, which is the consideration, adjusted for volume discounts, rebates, scheme allowances, price concessions, incentives, and returns, if any, as specified in the contracts with the customers. Revenue excludes taxes collected from customers on behalf of the government. Accruals for discounts/incentives and returns are estimated (using the most likely method) based on accumulated experience and underlying schemes and agreements with customers. Due to the short nature of credit period given to customers, there is no financing component in the contract.

**Rendering of services:**

Revenue from rendering services is recognized over time by measuring progress towards satisfaction of performance obligation for the services rendered. The Company uses output method for measurement of revenue based on milestone reached or units delivered. Input method is used for measurement of revenue from processing and other service as it is directly linked to the expense incurred by the Company.

**Interest Income:**

Interest income is recognized using the effective interest method as set out in NFRS 9 – Financial Instruments: Recognition and Measurement, when it is probable that the economic benefits associated with the transaction will flow to the Company and the amount of the revenue can be measured reliably. The effective interest method is a method of calculating the amortized cost of a financial asset or a financial liability (or Company of financial assets or financial liabilities) and of allocating the interest income or interest expense over the relevant period.


**Other incomes:**

Other incomes have been recognized on accrual basis in financial statements except for cash flow information.



*[Handwritten signatures]*

*[Handwritten signature]*



## Ghorahi Cement Industry Limited

### Significant Accounting Policies and Notes to the Standalone Financial Statements For the year ended Ashad 32, 2082 (July 16, 2025)



GHORAHÍ

Notes contd.....

#### Insurance & Other Claims

Insurance & Other Claims is recognised as amount received of insurance claim which is dependent on the replacement/repairs cost for damaged components of plant and machinery due to accident that occurred during current & earlier years.

#### Dividend Income:

Dividend Income is recognized on right to receive basis.

#### f) Employee Benefits:

##### i) Current employee benefits costs

Short-term employee benefits, such as salaries, paid absences, profit sharing bonus and social security costs such as PF are recognized over the period in which the employees provide the related services.

##### ii) Post-employment benefits

###### Gratuity

The gratuity payable to the employees is based on the Employees' service and basic salary of the employees and is determined @ 8.33% of basic salary as per section 53 of Labour Act, 2074 which is charged to the statement of profit or loss.

###### Leave Encashment

The defined benefit plan includes accumulated leave payment at the time of retirement.

The past service cost, which is charged immediately to the statement of profit or loss, is the change in the present value of the defined benefit obligation for employee service in prior periods resulting from a plan amendment (the introduction or withdrawal of, or changes to, a defined benefit plan) or curtailment (a significant reduction by the entity in the number of employees covered by a plan). A settlement is a transaction that eliminates all further legal and constructive obligations for part or all of the benefits provided under a defined benefit plan, other than a payment of benefits to, or on behalf of, employees that is set out in the terms of the plan and included in the actuarial assumptions.

Re-measurements of the net defined benefit liability, which comprise actuarial gains and losses, return on plan assets (excluding interest) and the effect of the asset ceiling (if any, excluding interest), are recognized immediately in other comprehensive income. Actuarial gains and losses comprise experience adjustments (the effects of differences between the previous actuarial assumptions and what has actually occurred), as well as the effects of changes in actuarial assumptions.

The defined benefit asset or liability represents the present value of defined benefit obligations.

#### Staff Bonus

Staff bonus has not been provided in view of losses.

#### g) Borrowing Cost:

Borrowing cost directly attributable to acquisition and construction of assets that necessarily take substantial period of time to get ready for their intended use or sale are capitalized as part of the cost of such assets up to the date when such assets are ready for intended use or sale. All other borrowing costs are expensed in the period in which they occur. Borrowing cost consists of interest and other costs that an entity incurs in connection with the borrowing of funds. Subsequent to initial recognition, interest-bearing borrowings are stated at amortized cost with any difference between cost and redemption value being recognized in the statement of profit or loss over the period of the borrowings using the effective interest method.


However, the Company consider initial processing fees as insignificant to determine effective interest rate. Hence, finance expense disclosed are approximately at effective interest rate.

It also includes preference share capital classified as a liability which are redeemable on a specific date and dividends on such is recognized in the statement of profit or loss as finance expense.



GHORAHÍ  
CEMENT

Handwritten signatures and initials.





## Ghorahi Cement Industry Limited

### Significant Accounting Policies and Notes to the Standalone Financial Statements For the year ended Ashad 32, 2082 (July 16, 2025)



GHORAHÍ

Notes contd.....

**h) Cash and cash equivalents:**

Cash and cash equivalent include highly liquid investments that are readily convertible to known amounts of cash and which are subject to an insignificant risk of change in value. Such investments are normally those with less than three months' original maturities or less from the acquisition date that are subject to an insignificant risk of changes in their value and used by the company in the management of short term commitment. Cash and cash equivalent are classified as financial assets and treated accordingly.

For the purposes of the cash flow statement, cash and cash equivalent comprise cash and non-mandatory balances with banks and amounts due from banks with a maturity of less than three months.

**i) Subsequent Expenditure:**

Expenditure incurred to replace a component of an item of fixed assets that is accounted for separately, including major inspection and overhaul expenditure, is capitalized. Other subsequent expenditure is capitalized only when it increases the future economic benefits embodied in the item of fixed assets. All other expenditure is recognized in the statement of profit or loss as an expense as incurred.

**j) Impairment of Assets:**

The Company identifies impairable fixed assets based on cash generating unit concept at the year-end for the purpose of arriving at impairment loss thereon, if any, being the difference between the book value and recoverable value of relevant assets. Impairment loss when crystalized is charged to revenue for the year.

**k) Investment in Subsidiaries:**

Subsidiaries are entities that are controlled by the Company. The Company controls an entity when the Company is exposed, or has rights, to variable returns from its involvement with the entity and has the ability to affect those returns through its power over the investee. Investments in subsidiaries are accounted at cost less impairment, if any.

**l) Trade and other payables:**

Liability for trade and other payables are carried at cost which is the fair value of goods and service received. The Company considers the carrying amount as approximately at fair value due to short term maturity of those instruments.

**m) Provisions, Contingent Liability and Contingent Assets:**

A provision is recognized for a present obligation (legal or constructive) as a result of past events if it is probable that an outflow of resources embodying economic benefits will be required to settle the obligation and in respect of which a reliable estimate can be made. The amount recognized as provisions are determined based on best estimate of the amount required to settle the obligation at the balance sheet date. These estimates are reviewed at each balance sheet date and adjusted to reflect the current best estimate.


If the effect of the time value of money is material, provisions are discounted using a current pre-tax rate that reflects, when appropriate, the risks specific to the liability. When discounting is used, the increase in the provision due to the passage of time is recognized as a finance cost.

A contingent liability is a possible obligation that arises from past events whose existence will be confirmed by the occurrence or non-occurrence of one or more uncertain future events beyond the control of the Company or a present obligation that is not recognized because it is not probable that an outflow of resources will be required to settle the obligation. A contingent liability also arises in extremely rare cases where there is a liability that cannot be recognized because it cannot be measured reliably. The Company does not recognize a contingent liability but discloses its existence in the financial statements.

Contingent asset is not recognized in financial statements since this may result in the recognition of income that may never be realized. However, when the realization of income is virtually certain, then the related asset is not a contingent asset and is recognized.



GHORAHÍ  
CEMENT



## Ghorahi Cement Industry Limited

### Significant Accounting Policies and Notes to the Standalone Financial Statements For the year ended Ashad 32, 2082 (July 16, 2025)



GHORAHİ

Notes contd.....

**n) Related party transactions:**

All transactions with related parties are carried out by the Company at arm's length price.

**o) Trade and other Receivables:**

Trade and other Receivables are originated by the Company and are stated at cost less provisions for any uncollectible amount. Provision is made against debts considered doubtful of recovery whereas debts considered irrecoverable are written off.

**p) Taxation:**

**Current Tax:**

Current Income tax is recognized in the income statement except to the extent that it relates to items recognized directly to equity. Current tax is the expected tax payable on the taxable income for the year using tax rates at the reporting date and any adjustment to tax payable in respect of previous years.

Current tax comprises the expected tax payable or receivable on the taxable income or loss for the year and any adjustment to the tax payable or receivable in respect of previous years. The amount of current tax reflects the best estimate of the tax amount expected to be paid or received after considering the uncertainty, if any, related to income taxes. It is measured using tax rates (and tax laws) enacted or substantively enacted by the reporting date.

Current tax assets and current tax liabilities are offset only if there is a legally enforceable right to set off the recognized amounts, and it is intended to realize the asset and settle the liability on a net basis or simultaneously.

**Deferred Tax:**

Deferred tax is recognized in respect of temporary differences between the carrying amounts of assets and liabilities for financial reporting purposes and the corresponding amounts used for taxation purposes. Deferred tax is also recognized in respect of carried forward tax losses and tax credits.

Deferred tax assets are recognized to the extent that it is probable that future taxable profits will be available against which they can be used. The existence of unused tax losses is strong evidence that future taxable profit may not be available.

Therefore, in case of a history of recent losses, the Company recognizes a deferred tax asset only to the extent that it has sufficient taxable temporary differences or there is convincing other evidence that sufficient taxable profit will be available against which such deferred tax asset can be realized. Deferred tax assets – unrecognized or recognized, are reviewed at each reporting date and are recognized/ reduced to the extent that it is probable/ no longer probable respectively that the related tax benefit will be realized.

Deferred tax is measured at the tax rates that are expected to apply to the period when the asset is realized or the liability is settled, based on the laws that have been enacted or substantively enacted by the reporting date. The measurement of deferred tax reflects the tax consequences that would follow from the manner in which the Company expects, at the reporting date, to recover or settle the carrying amount of its assets and liabilities.


Deferred tax assets and liabilities are offset if there is a legally enforceable right to offset current tax liabilities and assets, and they relate to income taxes levied by the same tax authority on the same taxable entity, or on different tax entities, but they intend to settle current tax liabilities and assets on a net basis or their tax assets and liabilities will be realized simultaneously.

**q) Leases:**

The Company mainly has lease arrangements for land and building for offices, warehouse spaces and retail stores and vehicles. The Company assesses at contract inception whether a contract is, or contains, a lease. That is, if the contract conveys the right to control the use of an identified asset for a period of time in exchange for consideration.



GHORAHİ  
CEMENT



**Ghorahi Cement Industry Limited**  
**Significant Accounting Policies and Notes to the Standalone Financial Statements For**  
**the year ended Ashad 32, 2082 (July 16, 2025)**



*Notes contd.....*

**Company as a lessee**

The Company applies a single recognition and measurement approach for all leases, except for short-term leases and leases of low value assets. The Company recognizes lease liabilities to make lease payments and right-of-use assets representing the right to use the underlying assets.

**(i) Right-of-use Assets (ROU Assets)**

The Company recognizes right-of-use assets at the commencement date of the lease (i.e., the date the underlying asset is available for use). Right-of-use assets are measured at cost, less any accumulated depreciation and impairment losses, and adjusted for any remeasurement of lease liabilities. The cost of right-of-use assets includes the amount of lease liabilities recognized, initial direct costs incurred, and lease payments made at or before the commencement date less any lease incentives received. Right-of-use assets are depreciated on a straight-line basis over the shorter of the lease term and the estimated useful lives of the assets, as follows:

Leasehold Land	-	30 years
----------------	---	----------

If ownership of the leased asset transfers to the Company at the end of the lease term or the cost reflects the exercise of a purchase option, depreciation is calculated using the estimated useful life of the asset. The right-of-use assets are also subject to impairment. Refer to the accounting policies in note 19 Impairment of non-financial assets

**(ii) Lease Liabilities:**

At the commencement date of the lease, the Company recognizes lease liabilities measured at the present value of lease payments to be made over the lease term. The lease payments include fixed payments (including in substance fixed payments) less any lease incentives receivable, variable lease payments that depend on an index or a rate, and amounts expected to be paid under residual value guarantees. The lease payments also include the exercise price of a purchase option reasonably certain to be exercised by the Company and payments of penalties for terminating the lease, if the lease term reflects the Company exercising the option to terminate. Variable lease payments that do not depend on an index or a rate are recognized as expenses (unless they are incurred to produce inventories) in the period in which the event or condition that triggers the payment occurs. In calculating the present value of lease payments, the Company uses its incremental borrowing rate at the lease commencement date because the interest rate implicit in the lease is not readily determinable. After the commencement date, the amount of lease liabilities is increased to reflect the accretion of interest and reduced for the lease payments made. In addition, the carrying amount of lease liabilities is remeasured if there is a modification, a change in the lease term, a change in the lease payments (e.g., changes to future payments resulting from a change in an index or rate used to determine such lease payments) or a change in the assessment of an option to purchase the underlying asset.

Lease liability and ROU assets have been separately presented in the Balance Sheet and lease payments have been classified as financing cash flows.

**(iii) Short-term leases and leases of low-value assets**


The Company applies the short-term lease recognition exemption to its short-term leases of machinery and equipment (i.e., those leases that have a lease term of 12 months or less from the commencement date and do not contain a purchase option). It also applies the lease of low-value assets recognition exemption to leases of office equipment that are considered to be low value. Lease payments on short-term leases and leases of low-value assets are recognized as expense on a straight-line basis over the lease term.

**Company as a lessor**


Leases in which the Company does not transfer substantially all the risks and rewards incidental to ownership of an asset are classified as operating leases. Rental income arising is accounted for on a straight-line basis over the lease terms. Initial direct costs incurred in negotiating and arranging an operating lease are added to the carrying amount of the leased asset and recognized over the lease term on the same basis as rental income. Contingent rents are recognized as revenue in the period in which they are earned.

**r) Cash Flow Statements:**

Cash flows are reported using the indirect method, whereby net profit before tax is adjusted for the effects of transactions of a non-cash nature and any deferrals or accruals of past or future cash receipts or payments. The cash flows from regular revenue generating, investing and financing activities of the Company are segregated. The Cash flow statement is separately attached with the Financial Statements of the company.



*[Handwritten signatures and initials]*



**Ghorahi Cement Industry Limited**  
**Significant Accounting Policies and Notes to the Standalone Financial Statements For**  
**the year ended Ashad 32, 2082 (July 16, 2025)**



Notes contd.....

**s) Net Profit or Loss for the Period, Prior Period Items and Changes in Accounting Policies:**

The prior period expenses, if any, are charged separately to the statement of profit or loss. There is no change in the accounting policy during the year.

**t) Financial Instruments:**

A financial instrument is any contract that gives rise to a financial asset of one entity and a financial liability or equity instrument of another entity.

**Financial assets**

**i) Initial recognition and measurement:**

The Company recognizes a financial asset in its balance sheet when it becomes party to the contractual provisions of the instrument. All financial assets are recognized initially at fair value plus, in the case of financial assets not recorded at fair value through profit or loss (FVTPL), transaction costs that are attributable to the acquisition of the financial asset.

Where the fair value of a financial asset at initial recognition is different from its transaction price, the difference between the fair value and the transaction price is recognized as a gain or loss in the statement of profit or loss at initial recognition if the fair value is determined through a quoted market price in an active market for an identical asset (i.e. level 1 input) or through a valuation technique that uses data from observable markets (i.e. level 2 input).

In case the fair value is not determined using a level 1 or level 2 input as mentioned above, the difference between the fair value and transaction price is deferred appropriately and recognized as a gain or loss in the statement of profit or loss only to the extent that such gain or loss arises due to a change in factor that market participants take into account when pricing the financial asset.

However, trade receivables that do not contain a significant financing component are measured at transaction price.

**ii) Subsequent measurement:**

For subsequent measurement, the Company classifies a financial asset in accordance with the below criteria:

The Company's business model for managing the financial asset, and

The contractual cash flow characteristics of the financial asset.

Based on the above criteria, the Company classifies its financial assets into the following categories:

**Financial assets measured at amortized cost**

Financial assets measured at fair value through other comprehensive income (FVTOCI)

Financial assets measured at fair value through profit or loss (FVTPL)

**Financial assets measured at amortized cost:**

A financial asset is measured at the amortized cost if both the following conditions are met:

a) The Company's business model objective for managing the financial asset is to hold financial assets in order to collect contractual cash flows, and

This category applies to cash and bank balances, trade receivables, loans and other financial assets of the Company. Such financial assets are subsequently measured at amortized cost using the effective interest method.

Under the effective interest method, the future cash receipts are exactly discounted to the initial recognition value using the effective interest rate. The cumulative amortization using the effective interest method of the difference between the initial recognition amount and the maturity amount is added to the initial recognition value (net of principal repayments, if any) of the financial asset over the relevant period of the financial asset to arrive at the amortized cost at each reporting date. The corresponding effect of the amortization under effective interest method is recognized as interest income over the relevant period of the financial asset. The same is included under other income in the statement of profit or loss.


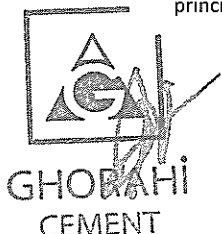
The amortized cost of a financial asset is also adjusted for loss allowance, if any.

**Financial assets measured at FVTOCI:**

A financial asset is measured at FVTOCI if both of the following conditions are met:

a) The Company's business model objective for managing the financial asset is achieved both by collecting contractual cash flows and selling the financial assets, and

b) The contractual terms of the financial asset give rise on specified dates to cash flows that are solely payments of principal and interest on the principal amount outstanding.



**Ghorahi Cement Industry Limited**  
**Significant Accounting Policies and Notes to the Standalone Financial Statements For**  
**the year ended Ashad 32, 2082 (July 16, 2025)**



*Notes contd.....*

This category applies to certain investments in debt instruments. Such financial assets are subsequently measured at fair value at each reporting date. Fair value changes are recognized in the Other Comprehensive Income (OCI). However, the Company recognizes interest income and impairment losses and its reversals in the statement of profit or loss;

On Derecognition of such financial assets, cumulative gain or loss previously recognized in OCI is reclassified from the equity to statement of profit or loss.

**Financial assets measured at FVTPL:**

A financial asset is measured at FVTPL unless it is measured at amortized cost or at FVTOCI as explained above. This is a residual category applied to all other investments of the Company excluding investments in subsidiary and associate companies. Such financial assets are subsequently measured at fair value at each reporting date. Fair value changes are recognized in the statement of profit or loss.

**Derecognition:**

A financial asset (or, where applicable, a part of a financial asset or part of a Company of similar financial assets) is derecognized (i.e. removed from the Company's balance sheet) when any of the following occurs:

- i) The contractual rights to cash flows from the financial asset expires;
- ii) The Company transfers its contractual rights to receive cash flows of the financial asset and has substantially transferred all the risks and rewards of ownership of the financial asset;
- iii) The Company retains the contractual rights to receive cash flows but assumes a contractual obligation to pay the cash flows without material delay to one or more recipients under a 'pass through' arrangement (thereby substantially transferring all the risks and rewards of ownership of the financial asset);
- iv) The Company neither transfers nor retains, substantially all risk and rewards of ownership, and does not retain control over the financial asset.

In cases where Company has neither transferred nor retained substantially all of the risks and rewards of the financial asset, but retains control of the financial asset, the Company continues to recognize such financial asset to the extent of its continuing involvement in the financial asset. In that case, the Company also recognizes an associated liability. The financial asset and the associated liability are measured on a basis that reflects the rights and obligations that the Company has retained.

On Derecognition of a financial asset, the difference between the carrying amount and the consideration received is recognized in the statement of profit or loss.

**Impairment of financial assets:**

The Company applies expected credit losses (ECL) model for measurement and recognition of loss allowance on the following:


- i) Trade receivables and lease receivables,
- ii) Financial assets measured at amortized cost (other than trade receivables and lease receivables)
- iii) Financial assets measured at fair value through other comprehensive income (FVTOCI)

In case of trade receivables and lease receivables, the Company follows a simplified approach wherein an amount equal to lifetime ECL is measured and recognized as loss allowance.


In case of other assets (listed as ii and iii above), the Company determines if there has been a significant increase in credit risk of the financial asset since initial recognition. If the credit risk of such assets has not increased significantly, an amount equal to 12-month ECL is measured and recognized as loss allowance. However, if credit risk has increased significantly, an amount equal to lifetime ECL is measured and recognized as loss allowance.

Subsequently, if the credit quality of the financial asset improves such that there is no longer a significant increase in credit risk since initial recognition, the Company reverts to recognizing impairment loss allowance based on 12-month ECL.

ECL is the difference between all contractual cash flows that are due to the Company in accordance with the contract and all the cash flows that the entity expects to receive (i.e., all cash shortfalls), discounted at the original effective interest rate.



**GHORAHİ**



**Ghorahi Cement Industry Limited**  
**Significant Accounting Policies and Notes to the Standalone Financial Statements For**  
**the year ended Ashad 32, 2082 (July 16, 2025)**



*Notes contd.....*

Lifetime ECL are the expected credit losses resulting from all possible default events over the expected life of a financial asset. 12-month ECL are a portion of the lifetime ECL which result from default events that are possible within 12 months from the reporting date.

ECL are measured in a manner that they reflect unbiased and probability weighted amounts determined by a range of outcomes, taking into account the time value of money and other reasonable information available as a result of past events, current conditions and forecasts of future economic conditions.

As a practical expedient, the Company uses a provision matrix to measure lifetime ECL on its portfolio of trade receivables. The provision matrix is prepared based on historically observed default rates over the expected life of trade receivables and is adjusted for forward-looking estimates. At each reporting date, the historically observed default rates and changes in the forward-looking estimates are updated.

ECL impairment loss allowance (or reversal) recognized during the period is recognized as income/ expense in the standalone statement of profit or loss.

**Financial Liabilities**

**Initial recognition and measurement:**

The Company recognizes a financial liability in its balance sheet when it becomes party to the contractual provisions of the instrument. All financial liabilities are recognized initially at fair value minus, in the case of financial liabilities not recorded at fair value through profit or loss (FVTPL), transaction costs that are attributable to the acquisition of the financial liability.

Where the fair value of a financial liability at initial recognition is different from its transaction price, the difference between the fair value and the transaction price is recognized as a gain or loss in the statement of profit or loss at initial recognition if the fair value is determined through a quoted market price in an active market for an identical asset (i.e. level 1 input) or through a valuation technique that uses data from observable markets (i.e. level 2 input).

In case the fair value is not determined using a level 1 or level 2 input as mentioned above, the difference between the fair value and transaction price is deferred appropriately and recognized as a gain or loss in the statement of profit or loss only to the extent that such gain or loss arises due to a change in factor that market participants take into account when pricing the financial liability.

**Subsequent measurement:**

All financial liabilities of the Company are subsequently measured at amortized cost using the effective interest method.


Under the effective interest method, the future cash payments are exactly discounted to the initial recognition value using the effective interest rate. The cumulative amortization using the effective interest method of the difference between the initial recognition amount and the maturity amount is added to the initial recognition value (net of principal repayments, if any) of the financial liability over the relevant period of the financial liability to arrive at the amortized cost at each reporting date. The corresponding effect of the amortization under effective interest method is recognized as interest expense over the relevant period of the financial liability. The same is included under finance cost in the statement of profit or loss.

**Derecognition:**

A financial liability is derecognized when the obligation under the liability is discharged or cancelled or expires. When an existing financial liability is replaced by another from the same lender on substantially different terms, or the terms of an existing liability are substantially modified, such an exchange or modification is treated as the Derecognition of the original liability and the recognition of a new liability. The difference between the carrying amount of the financial liability derecognized and the consideration paid is recognized in the statement of profit or loss.



**GHORAHİ**  
**CEMENT**



**Ghorahi Cement Industry Limited**  
**Significant Accounting Policies and Notes to the Standalone Financial Statements For**  
**the year ended Ashad 32, 2082 (July 16, 2025)**



*Notes contd.....*

**Reclassification of financial assets**

The Company determines classification of financial assets and liabilities on initial recognition. After initial recognition, no reclassification is made for financial assets which are equity instruments and financial liabilities. For financial assets which are debt instruments, a reclassification is made only if there is a change in the business model for managing those assets. Changes to the business model are expected to be infrequent. The Company's senior management determines change in the business model as a result of external or internal changes which are significant to the Company's operations. A change in the business model occurs when the Company either begins or ceases to perform an activity that is significant to its operations. If the Company reclassifies financial assets, it applies the reclassification prospectively from the reclassification date which is the first day of the immediately next reporting period following the change in business model. The Company does not restate any previously recognized gains, losses (including impairment gains or losses) or interest.

**Offsetting of financial instruments**

Financial assets and financial liabilities are offset and the net amount is reported in the consolidated balance sheet if there is a currently enforceable legal right to offset the recognized amounts and there is an intention to settle on a net basis, to realize the assets and settle the liabilities simultaneously.

**De-recognition of financial instrument**

A financial asset is primarily derecognized when:

- the rights to receive the cash flows from the asset have expired or
- the Company has transferred its rights to receive cash flows from the asset or has assumed an obligation to pay the received cash flows in full without material delay to a third party under a 'pass-through' arrangement; and either (a) the Company has transferred substantially all the risks and rewards of the asset, or (b) the Company has neither transferred nor retained substantially all the risks and rewards of the asset, but has transferred control of the asset.

When the Company has transferred its right to receive the cash flows from an asset or has entered into a pass-through arrangement, it evaluates if and to what extent it has retained the risks and rewards of ownership. When it has neither transferred nor retained substantially all of the risks and rewards of the asset, nor transferred control of the asset, the Company continues to recognize the transferred asset to the extent of the Company's continuing involvement. In that case, the Company also recognizes an associated liability. The transferred asset and the associated liability are measured on a basis that reflects the rights and obligations that the Company has retained.

A financial liability is derecognized when the obligation under the liability is discharged or cancelled or expires. When an existing financial liability is replaced by another from the same lender on substantially different terms, or the terms of an existing liability are substantially modified, such an exchange or modification is treated as de-recognition of the original liability and the recognition of a new liability. The difference in the respective carrying amounts is recognized in the statement of profit or loss.

**u) Fair value measurement:**

The Company measures financial instruments, such as, derivatives at fair value at each reporting date.


Fair value is the price that would be received to sell an asset or paid to transfer a liability in an orderly transaction between marked participants at the measurement date.

The fair value of an asset or a liability is measured using the assumptions that market participants would use when pricing the asset or liability, assuming that market participants act in their best economic interest.


The Company uses valuation techniques that are appropriate in the circumstances and for which sufficient data are available to measure fair value, maximizing the use of relevant observable inputs and minimizing the use of unobservable inputs.

All assets and liabilities for which fair value is measured or disclosed in the financial statements are categorized within the fair value hierarchy, described as follows, based on the lowest level input that is significant to the fair value measurement as a whole:

- Level 1 - Quoted (unadjusted) market prices in active markets for identical assets or liabilities.
- Level 2 - Valuation techniques for which the lowest level input that is significant to the fair value measurement is directly or indirectly observable.
- Level 3 - Valuation techniques for which the lowest level input that is significant to the fair value measurement is unobservable.



Handwritten signature and initials.



**Ghorahi Cement Industry Limited**  
**Significant Accounting Policies and Notes to the Standalone Financial Statements For**  
**the year ended Ashad 32, 2082 (July 16, 2025)**



*Notes contd.....*

**v) Share Capital:**

Financial instruments issued by the company are classified as equity only to the extent that they do not meet the definition of a financial liability or financial asset. The company's equity shares are classified as equity instruments.

**w) Earning Per Share:**

Basic earning per share is calculated by dividing the profit attributable to ordinary equity holders of the company for the period by the weighted average number of ordinary shares outstanding during the year. For the calculation of diluted earnings per share the weighted average number of ordinary shares in issue is adjusted to assume conversion of all dilutive potential ordinary shares that arise in respect of convertible instruments, if any.

**x) Foreign currency transactions:**

**Initial Recognition**

Foreign currency transactions are recorded in the reporting currency, by applying to the foreign currency amount the exchange rate between the reporting currency and the foreign currency at the date of transaction.

**Conversion**

Foreign currency monetary assets and liabilities are translated at the rates ruling at the reporting date.

**Exchange differences**


Exchange differences arising on the retranslation of unsettled monetary assets and liabilities are recognized immediately in profit or loss as per NRB Closing Date of SOFP Date.

**Expenses/(Income) in Foreign Exchange**

The bills for services rendered are raised in Nepalese Rupees. The payment received in foreign currency against these bills is credited and accounted for at the rate/rates prevalent on the date of receipt of payment. The gains/losses arising out of fluctuation in the exchange rates are accounted for on realization from bank.




**GHORAHİ**  
**CEMENT**






# Ghorahi Cement Industry Limited

Notes forming part of the Standalone Financial Statements as on Ashad 32, 2082 (July 16, 2025)



4 Property, Plant and Equipment	Particulars	Main Unit							Unit -1		Packing Plants	Total	Amount in NPR
		Land	Bu'ldings (Main Unit)	Leasehold Development	Plant and Machinery	Office Equipment & Computer Accessories	Furniture & Fixtures	Vehicles	Other Assets	Building	Plant and Machinery		
<u>Cost of Assets</u> As on 1 Shrawan, 2080 Addition during the year Acquisition /Capitalization Disposal during the Year Adjustment /Revaluations Impairment Reversal Balance as on Ashad End, 2081	119,431,569	2,855,597,910	51,963,939	6,295,919,262	55,747,237	39,844,931	76,638,561	1,048,508	-	-	300,118,706	9,796,310,623	
	-	2,985,308	-	45,660,663	2,617,611	255,512	-	43,952	3,328,551,460	9,461,689,418	14,814,301	12,856,618,225	
	-	-	-	-	-	-	-	-	-	-	-	-	
	-	-	-	-	-	-	-	-	-	-	-	-	
	-	-	-	-	-	-	-	-	-	-	-	-	
Addition during the year Acquisition /Capitalization Disposal during the Period Adjustment /Revaluations Impairment Reversal Balance as on Ashad End, 2082	119,431,569	2,858,583,218	51,963,939	6,341,579,925	58,364,848	40,100,443	76,638,561	1,092,460	3,328,551,460	9,461,689,418	314,933,007	22,652,928,848	
	-	1,846,598	-	11,373,140	921,041	-	-	-	15,750,053	12,454,517	4,422,674	46,768,023 (3,650,859)	
	-	-	-	-	-	-	(3,650,859)	-	-	-	-	-	
	-	-	-	-	-	-	-	-	-	-	-	-	
	-	-	-	-	-	-	-	-	-	-	-	-	
<u>Depreciation and Impairment</u> As on 1 Shrawan, 2080 Depreciation charge for the year Disposals Impairment for the year Adjustment (Charge to Reserve) As on Ashad End, 2081	119,431,569	2,860,429,816	51,963,939	6,352,953,065	59,285,889	40,100,443	72,987,702	1,092,460	3,344,301,513	9,474,143,935	319,355,681	22,696,046,012	
	-	748,638,789	16,582,802	2,309,488,725	35,201,224	34,793,972	34,582,030	725,846	-	-	9,836,113	3,189,849,501	
	-	97,908,044	2,296,665	262,223,207	5,075,615	1,572,541	4,962,753	121,210	17,940,764	52,058,393	10,164,699	454,323,891	
	-	-	-	-	-	-	-	-	-	-	-	-	
	-	-	-	-	-	-	-	-	-	-	-	-	
Depreciation charge for the Period Disposals Impairment for the Period As on Ashad End, 2082	-	846,546,833	18,879,467	2,571,711,932	40,276,839	36,366,513	39,544,783	847,056	17,940,764	52,058,393	20,000,812	3,644,173,392	
	-	98,047,491	2,296,665	264,910,145	4,096,293	1,530,089	5,153,475 (907,272)	126,222	74,287,917	210,469,087	10,509,884	671,427,268 (907,272)	
	-	-	-	-	-	-	-	-	-	-	-	-	
	-	-	-	-	-	-	-	-	-	-	-	-	
	-	944,594,324	21,176,132	2,836,622,077	44,373,132	37,896,602	43,790,986	973,278	92,228,681	262,527,480	30,510,696	4,314,693,388	
Net Book Value As on Ashad End, 2082 As on Ashad End, 2081	119,431,569	1,915,835,492	30,787,807	3,516,330,988	14,912,757	2,203,841	29,196,716	119,182	3,252,072,832	9,211,616,455	288,844,985	18,381,352,624	
	119,431,569	2,012,036,385	33,084,472	3,769,867,993	18,088,009	3,733,930	37,093,778	245,404	3,310,610,696	9,409,631,025	294,932,195	19,008,755,456	



*(Handwritten signatures and initials)*

# Ghorahi Cement Industry Limited

Notes forming part of the Standalone Financial Statements as on Ashad 32, 2082 (July 16, 2025)



GHORAH  
CEMENT

## 5 Intangible Assets


	Amount in NPR			
Particulars	Computer Software	Mines Development Expenses	Mines Development Expenses (Unit-1)	Total
Cost				
As on 1 Shrawan, 2080	10,439,490	36,616,315	-	47,055,805
Addition during the year				
Acquisition / Capitalization	120,000	276,933	57,033,855	57,430,788
Disposal during the Year	-	-	-	-
Adjustment /Revaluations	-	-	-	-
Impairment Reversal	-	-	-	-
Balance as on Ashad End, 2081	10,559,490	36,893,248	57,033,855	104,486,593
Addition during the year				
Acquisition / Capitalization	-	385,546	-	385,546
Disposal during the Period	-	-	-	-
Adjustment /Revaluations	-	-	-	-
Impairment Reversal	-	-	-	-
Balance as on Ashad End, 2082	10,559,490	37,278,794	57,033,855	104,872,139
Depreciation and Impairment				
As on 1 Shrawan, 2080	6,562,202	12,150,444	-	18,712,646
Depreciation charge for the Period	812,649	1,415,024	312,514	2,540,187
Impairment for the Period	-	-	-	-
Disposals	-	-	-	-
Adjustment (Charge to Reserve)	-	-	-	-
As on Ashad End, 2081	7,374,851	13,565,468	312,514	21,252,833
Depreciation charge for the Period	823,695	1,442,402	944,488	3,210,585
Impairment for the Period	-	-	-	-
Disposals	-	-	-	-
As on Ashad End, 2082	8,198,546	15,007,870	1,257,002	24,463,418
Net Book Value				
As on Ashad End, 2082	2,360,944	22,270,924	55,776,853	80,408,721
As on Ashad End, 2081	3,184,639	23,327,780	56,721,341	83,233,760

*(Handwritten signatures)*



GHORAH  
CEMENT

*(Handwritten signatures)*



# Ghorahi Cement Industry Limited

Notes forming part of the Standalone Financial Statements as on Ashad 32, 2082 (July 16, 2025)



GHORAHİ  
CEMENT

## 6 Right of Use Assets:


<u>Particulars</u>	<u>Amount in NPR</u>	
	Right of Use Assets Land	Total
<u>Cost</u>		
As on 1 Shrawan, 2080	1,773,085	1,773,085
Addition during the year		
Acquisition / Capitalization	-	-
Disposal during the Year	-	-
Adjustment /Revaluations	-	-
Impairment Reversal	-	-
Balance as on Ashad End, 2081	1,773,085	1,773,085
Addition during the year		
Acquisition / Capitalization	-	-
Disposal during the Period	-	-
Adjustment /Revaluations	-	-
Impairment Reversal	-	-
Balance as on Ashad End, 2082	1,773,085	1,773,085
<u>Depreciation and Impairment</u>		
As on 1 Shrawan, 2080	130,245	130,245
Depreciation charge for the Period	59,227	59,227
Impairment for the Period	-	-
Disposals	-	-
Adjustment (Charge to Reserve)	-	-
As on Ashad End, 2081	189,472	189,472
Depreciation charge for the Period	-	-
Impairment for the Period	-	-
Disposals	1,583,613	1,583,613
As on Ashad End, 2082	1,773,085	1,773,085
<u>Net Book Value</u>		
As on Ashad End, 2082	-	-
As on Ashad End, 2081	1,583,613	1,583,613

The Company had recognised ROU assets relating to four lease agreements in the previous year. During the current year, three lease agreements were cancelled following the relocation of the plant operations. The remaining lease agreement, with an annual lease payment was assessed as a low-value lease and is accounted for under the expense model as permitted by NFRS 16.

Accordingly, the ROU assets relating to the cancelled leases have been derecognised. The movement in ROU assets is as follows:

<u>Particulars</u>	<u>Amount (Rs.)</u>
Opening Balance of ROU Assets	1,583,613.00
Less: Derecognised on cancellation of lease agreements	(1,583,613.00)
Closing Balance of ROU Assets	-

GHORAHİ  
CEMENT



# Ghorahi Cement Industry Limited

Notes forming part of the Standalone Financial Statements as on Ashad 32, 2082 (July 16, 2025)



GHORAH  
CEMENT

Amount in NPR

## 7 Investments

<u>Particulars</u>	<u>As on Ashad 32, 2082 (July 16, 2025)</u>	<u>As on Ashad 31, 2081 (July 15, 2024)</u>
<b><u>Investment - wholly owned subsidiary</u></b>		
<b>Ghorahi Cement Developing Company Private Limited</b>	28,772,800	28,772,800
700,000 equity shares Face Value 100, paid up @Rs. 41 1040 (P.Y 41.1040) each		
<b>Jhenam Mines Private Limited</b>	500,000	500,000
25,000 (P.Y 25,000) shares of Face Value 100, Paid-up @ Rs.20 each		
<b>Malarani Mines &amp; Minerals Private Limited</b>	21,050,000	21,050,000
36000 shares of face value 100		
18000 Equity Shares @ Rs.100 (P.Y 18,000 @ Rs.100)		
Purchase 250 kitta @Rs.40000 (P.Y 2500 @ Rs.40000)		
Purchase 250 Kitta @Rs.30000 (P.Y 250 @ Rs.30000)		
Purchase 17500 Kitta @ Rs.100 (P.Y 17,500 @ Rs.100)		
<b>Bishwakarma Mines &amp; Minerals Pvt.Ltd.</b>		
100000 Equity Share @ 100	10,000,000	10,000,000
<b>Tapa Farming Pvt.Ltd.</b>		
98000 Equity Share @ 100	9,800,000	9,800,000
<b>Tapa Mines Expansion Pvt.Ltd.</b>		
91120 Equity Share @ 100	9,112,000	9,112,000
<b>Tapa Land Development Pvt.Ltd.</b>		
95000 Equity Share @ 100	9,500,000	9,500,000
<b>Tapa Mines Dumping Yards Pvt.Ltd.</b>		
91000 Equity Share @ 100	9,100,000	9,100,000
<b>Tapa Mines Company Pvt.Ltd.</b>		
100000 Equity Share @ 100	10,000,000	10,000,000
<b>Nerpa Real Estate Pvt.Ltd.</b>		
148500 Equity Share @ 100	14,850,000	14,850,000
<b>Duruwa Land Developers Pvt.Ltd.</b>		
91000 Equity Share @ 100	9,100,000	9,100,000
<b><u>Investment - Associates</u></b>		
<b>Kiran Coal Udhyog Private Limited</b>	33,250,000	33,250,000
28,500 shares of face value 100, purchase @ Rs.1166.6666 (P.Y 28,500 @ Rs.1166.6666)		
<b>Total</b>	<b>165,034,800</b>	<b>165,034,800</b>

The all of above Investment in unquoted equity shares which is valued at cost. The Company does not have any quoted investments during the current and previous year.

### **Ghorahi Cement Developing Company Private Limited:**


The Company has equity investment of 100% in Ghorahi Cement Developing Company Private Limited, The main objectives of the Company is to Purchase & sales of land & real estate work.

### **Jhenam Mines Private Limited:**

The Company has equity investment of 100% in Jhenam Mines Private Limited. The main objectives of the company is to explore, excavate and trade into mines & minerals.



*(Handwritten signatures)*



## Ghorahi Cement Industry Limited

Notes forming part of the Standalone Financial Statements as on Ashad 32, 2082 (July 16, 2025)



GHORAHÍ  
CEMENT

Amount in NPR

### Malarani Mines & Minerals Private Limited

The Company has equity investment of 100% (PY 100%) in Malarani Mines & Minerals Private Limited. The main objectives of the company is to explore, excavate and trade into mines & minerals.

### Bishwakarma Mines & Minerals Pvt.Ltd.

The Company has equity investment of 100% in Bishwakarma Mines & Minerals Pvt.Ltd.. The main objectives of the company is to explore, excavate and trade into mines & minerals.

### Tapa Farming Pvt.Ltd.

The Company has equity investment of 100% in Tapa farming Private Limited. The main objectives of the company is for agriculture development.

### Tapa Mines Expansion Pvt.Ltd.

The Company has equity investment of 100% in Tapa Mines Expansion Private Limited. The main objectives of the company is to explore, excavate and trade into mines & minerals.

### Tapa Land Development Pvt.Ltd.

The Company has equity investment of 100% in Tapa Land Development Private Limited. The main objectives of the company is Real estate Development.

### Tapa Mines Dumping Yards Pvt.Ltd.

The Company has equity investment of 100% in Tapa Mines Dumping Yards Private Limited. The main objectives of the company is to explore, excavate and trade into mines & minerals.

### Tapa Mines Company Pvt.Ltd.

The Company has equity investment of 100% in Tapa Mines Company Private Limited. The main objectives of the company is to explore, excavate and trade into mines & minerals.

### Nerpa Real Estate Pvt.Ltd.

The Company has equity investment of 100% in Nerpa Real Estate Private Limited. The main objectives of the company is to Real estate Development.

### Duruwa Land Developers Pvt.Ltd.

The Company has equity investment of 100% in Duruwa Land Developers Private Limited. The main objectives of the company is Real Estate Development.

### Kiran Coal Udhyog Private Limited

The Company has equity investment of 47.5% in Kiran Coal Udhyog Private Limited. The main objectives of the company is to trading the coal, mines and minerals.

## 8 Inventories

### Particulars

Raw Material  
Packing Material, Store & Spare  
Work-in-progress  
Finished Goods  
Total

As on  
Ashad 32, 2082  
(July 16, 2025)


943,643,957  
413,503,780  
53,503,311  
557,170,042  
1,967,821,090

As on  
Ashad 31, 2081  
(July 15, 2024)

1,091,858,087  
433,020,880  
39,018,132  
408,285,341  
1,972,182,440



GHORAHÍ  
CEMENT



# Ghorahi Cement Industry Limited

Notes forming part of the Standalone Financial Statements as on Ashad 32, 2082 (July 16, 2025)



GHORAHİ  
CEMENT

Amount in NPR

## 9 Trade Receivables

<u>Particulars</u>	As on Ashad 32, 2082 (July 16, 2025)	As on Ashad 31, 2081 (July 15, 2024)
Trade receivables	1,323,020,613	1,661,983,685
Less: Deferred Sales	(7,275,717)	(3,687,035)
Less: Allowance for expected credit losses	(5,470,255)	(4,767,529)
Add: Deferred Sales (PY)	3,687,035	1,199,007
<b>Total</b>	<b>1,313,961,676</b>	<b>1,654,728,128</b>

### 9.1 Trade Receivable:

Trade receivables includes receivables from debtors during ordinary course of business and are non interest bearing.

### 9.2 Impairment of Trade Receivables:

For allowances, assets are tested collectively for impairment, and impaired, if necessary. Estimated irrecoverable amounts are based on the ageing of the receivable balances, taking previous cases of default into consideration and historical experiences.

Customer credit risk is managed by the Company's established policy, procedures and control relating to customer credit risk management. Credit ability of the customer is assessed, and individual credit limits are defined in accordance with this assessment. Outstanding customer receivables are regularly monitored.

The Company's exposure to credit risk is influenced mainly by the individual characteristics of each customer. The Management Committee has established a credit policy under which each new customer is analysed individually for creditworthiness before the Company's standard payment and delivery terms and conditions are offered. The Company's review includes financial statements, credit agency information, industry information and in some cases bank references. Sales limits are established for each customer and reviewed constantly. Any sales exceeding those limits require approval from the management.

The concentration of credit risk is limited due to the fact that the customer base is large. For trade receivables, as a practical expedient, the Company computes credit loss allowance based on a provision matrix. The provision matrix is prepared based on historically observed default amounts over the expected life of trade receivables and is adjusted for forward-looking estimates.

### Allowances of Credit Losses

<u>Movement in expected credit loss allowance on trade receivable</u>	As on Ashad 32, 2082 (July 16, 2025)	As on Ashad 31, 2081 (July 15, 2024)
Balance at the beginning of the year	4,767,529	4,330,830
Loss allowance measured at lifetime expected credit losses	702,726	436,699
<b>Balance at the end of the year</b>	<b>5,470,255</b>	<b>4,767,529</b>

### 9.3 Expected credit loss (ECL):



The Company recognises loss allowance for Expected Credit Loss on financial assets measured at amortised cost at an amount equal to life time ECLs except for the following, which are measured at life time ECLs:

- other short term receivables that have not demonstrated any increase in credit risk since inception.

The Company has elected to measure loss allowances for trade debts using NFRS 9 simplified approach and has calculated ECLs based on lifetime ECLs. The Company has established a provision matrix that is based on the Company's historical credit loss experience, adjusted for forward-looking factors specific to the debtors and the economic environment. When determining whether the credit risk of a financial asset has increased significantly since initial recognition and when estimating ECLs, the Company considers reasonable and supportable information that is relevant and available without undue cost or effort. This includes both quantitative and qualitative information and analysis, based on the Company's historical experience and informed credit assessment including forward-looking information.

Loss allowance for trade receivables are always measured at an amount equal to life time ECLs. Life time ECLs are the ECLs that result from all possible default events over the expected life of a financial instrument.

ECLs are a probability weighted estimate of credit losses. Credit losses are measured as the present value of all cash shortfalls (i.e. the difference between cash flows due to the entity in accordance with the contract and cash flows that the Company expects to receive).



# Ghorahi Cement Industry Limited

Notes forming part of the Standalone Financial Statements as on Ashad 32, 2082 (July 16, 2025)



GHORAHİ  
CEMENT

Amount in NPR

## 9.4 Secured Balance:

Secured trade receivables are considered secured on the basis of Bank Guarantee provided by the customers to the company and letter of credits in favor of the company.

<u>Particulars</u>	As on Ashad 32, 2082 (July 16, 2025)	As on Ashad 31, 2081 (July 15, 2024)
Secured, considered good	765,300,407	435,720,747
	<u>765,300,407</u>	<u>435,720,747</u>

## 9.5 Security:

Trade Receivable are pledged as security by the company against Borrowings.

## 10 Contract Assets:

<u>Particulars</u>	As on Ashad 32, 2082 (July 16, 2025)	As on Ashad 31, 2081 (July 15, 2024)
Contract Assets	7,275,717	3,687,035
Total	<u>7,275,717</u>	<u>3,687,035</u>

Contract assets relate to revenue earned from ongoing goods & services specified by customers during the period. As such, the balances of this account vary and depend on the volume of ongoing product & services at the end of the year.

## 11 Cash and Cash Equivalent:


<u>Particulars</u>	As on Ashad 32, 2082 (July 16, 2025)	As on Ashad 31, 2081 (July 15, 2024)
Balances with Banks:		
- In current accounts	316,265,915	135,865,971
Cash in Hand (As certified by the Management)	24,803,134	5,432,146
Total	<u>341,069,049</u>	<u>141,298,117</u>

Balance at Bank in Term Deposits includes amount held by bank as fixed deposits having maturity of three months. Accordingly the same is classified as cash & cash equivalents.

Balances at bank in term & Call deposits earns interest at floating rates based on bank deposit rates. Short-term deposits are made for varying periods of between one month and three months, depending on the immediate cash requirements of the Company, and earn interest at the respective short-term deposit rates.

The above balances are considered as the cash & cash equivalents for the purpose of Statement of Cash Flows.

  
  
GHORAHİ  
CEMENT



# Ghorahi Cement Industry Limited

Notes forming part of the Standalone Financial Statements as on Ashad 32, 2082 (July 16, 2025)



GHORAHİ  
CEMENT

Amount in NPR

## 12 Other financial assets

<u>Particulars</u>		As on Ashad 32, 2082 (July 16, 2025)	As on Ashad 31, 2081 (July 15, 2024)
Other Advances	12.1	47,367,795	37,686,477
Security Deposits		796,914	876,914
Customs Deposit		18,935,890	18,935,890
Deposit for statutory authorities with dispute cases		22,958,734	22,958,734
<b>Total</b>		<b>90,059,333</b>	<b>80,458,015</b>

### 12.1 Other Advances:

Other advances represents the balances given to subsidiary, associate & other company which is short term nature. It have been carried at cost as the effect of carrying these balances at amortised cost is not considered to be material for these financial statements.

## 13 Prepayments

<u>Particulars</u>		As on Ashad 32, 2082 (July 16, 2025)	As on Ashad 31, 2081 (July 15, 2024)
Prepaid Insurance and Expenses		30,803,765	29,079,102
Prepaid Excise Payment		1,110,120	724,527
<b>Total</b>		<b>31,913,885</b>	<b>29,803,629</b>

## 14 Other Current Assets:

<u>Particulars</u>		As on Ashad 32, 2082 (July 16, 2025)	As on Ashad 31, 2081 (July 15, 2024)
Bank Guarantee Margin		2,097,423	1,467,467
Custom Margin Deposit		30,000	30,000
Letter of Credits & LC Margins		35,541,401	15,771,994
Advance to vendors & Contractors	14.1	174,519,213	166,410,869
Other Receivable Amount		3,892,000	-
Staff Advances		7,053,281	15,877,786
Value Added Tax Receivables		11,054,189	7,105,919
<b>Total</b>		<b>234,187,507</b>	<b>206,664,035</b>

### 14.1 Advance to vendors & Contractors:

It represents the advances given to raw material suppliers of main units and civil, mechanical, and electrical contractors for mobilisation and procurement of Unit 1.

## 15 Current Tax Assets/(Liabilities):

<u>Particulars</u>		As on Ashad 32, 2082 (July 16, 2025)	As on Ashad 31, 2081 (July 15, 2024)
Opening - Income Tax Refundable/(Payable)		6,860,475	7,141,902
Addition During the Period		367,012	306,131
Less- Prior year Adjustment During the Period		-	(63,185)
Provision for Tax - Current Period		(227,016)	(524,373)
Paid During the Period		-	-
<b>Closing - Income Tax Refundable/(Payable)</b>		<b>7,000,471</b>	<b>6,860,475</b>



GHORAHİ  
CEMENT

*[Signature]*


*[Signature]*

*[Signature]*

*[Signature]*

*[Signature]*

*[Signature]*





# Ghorahi Cement Industry Limited

Notes forming part of the Standalone Financial Statements as on Ashad 32, 2082 (July 16, 2025)



GHORAHİ  
CEMENT

Amount in NPR

## 16 Share Capital

Particulars	As on Ashad 32, 2082 (July 16, 2025)	As on Ashad 31, 2081 (July 15, 2024)
<b>Authorized:</b>		
80,000,000 (PY 68,000,000) Equity Shares of Rs. 100.00 each	8,000,000,000	6,800,000,000
	<b>8,000,000,000</b>	<b>6,800,000,000</b>
<b>Issued:</b>		
79,934,499.75 (PY 45,676,857) Equity Shares of Rs. 100.00 each	7,993,449,975	4,567,685,700
	<b>7,993,449,975</b>	<b>4,567,685,700</b>
<b>Subscribed &amp; Paid Up:</b>		
45,676,857 Equity Shares of Rs. 100.00 each	4,567,685,700	4,567,685,700
<b>Total</b>	<b>4,567,685,700</b>	<b>4,567,685,700</b>

### 16.1 Equity Share Capital Movements

Particulars	As on Ashad 32, 2082 (July 16, 2025)	As on Ashad 31, 2081 (July 15, 2024)
Opening Share Capital	4,567,685,700	3,971,900,600
Share Issued	-	-
Bonus Share issued	-	595,785,100
Right Share issued	-	-
	<b>4,567,685,700</b>	<b>4,567,685,700</b>

#### Rights, Preferences and Restrictions attached to Equity Share Capital

The Company has only one class of equity shares having a par value of 100 per share. Each shareholder is entitled to one vote per equity share. In the event of liquidation of the Company, the equity shareholders are eligible to receive remaining assets of the Company, in proportion to their shareholding, after distribution of all preferential amounts.

### 16.2 Proposed Right Share Issue and Capital Update:

The Annual General Meeting (AGM) held on 28/09/2081 approved the issuance of Right Shares at a ratio of [1:75]. The Company submitted the necessary documents to the Office of Company Registrar (OCR). Based on the submission, OCR issued its letter (Challan No. 26664, dated 12/11/2081) recording the revised capital structure as follows:

- \* Authorised Capital: NPR 8,00,00,00,000
- \* Issued Capital: NPR 7,99,34,49,975
- \* Paid-up Capital: NPR 6,39,47,60,050
- \* Public Share (20%): NPR 1,59,86,89,995


However, the proposed Right Share issuance is still pending approval from the Securities Board of Nepal (SEBON) as at the reporting date.

The paid up share capital reported in the financial statements reflects only the capital actually subscribed and paid-up as at the reporting date. The OCR-updated paid up capital amounts will be recognised once SEBON approval is obtained and right share proceeds are received.

*(Handwritten signatures and initials)*



GHORAHİ  
CEMENT



# Ghorahi Cement Industry Limited

Notes forming part of the Standalone Financial Statements as on Ashad 32, 2082 (July 16, 2025)



GHORAH  
CEMENT

## 16.3 Equity Shares held by


Name of the Shareholder	%	No. of Share	Equity (Face Value) Amount in NPR	Share premium Amount in NPR
Mr. Birendra Kumar Sanghai	9.92%	4,531,143	453,114,300	-
Mr. Govind Lal Sanghai	9.92%	4,531,143	453,114,300	-
Mr. Purushottam Lal Sanghai	8.16%	3,727,562	372,756,200	-
Mrs. Nilam Sureka Sanghai	6.40%	2,923,320	292,332,000	-
Mr. Subhash Chandra Sanghai	4.90%	2,238,716	223,871,600	-
Mr. Ram Chandra Sanghai	4.90%	2,238,716	223,871,600	-
Mr. Shailesh Sanghai	5.02%	2,292,427	229,242,700	-
Mr. Harsh Vardan Sanghai	5.02%	2,292,427	229,242,700	-
Mrs. Anju Sanghai	4.00%	1,827,075	182,707,500	-
Mr. Trilok Chand Agarwal	3.02%	1,380,715	138,071,500	-
Mr. Jagdish Prasad Agarwal	3.01%	1,373,410	137,341,000	-
Mr. Tulsi Ram Agarwal	2.97%	1,358,799	135,879,900	-
Mr. Ashok Kumar Agarwal	2.14%	978,920	97,892,000	-
Mr. Anuj Agarwal	2.00%	913,172	91,317,200	-
Mr. Vishal Agarwal	1.97%	898,560	89,856,000	-
Mr. Nikunj Agarwal	1.95%	891,255	89,125,500	-
Mr. Aditya Sanghai	0.88%	401,796	40,179,600	-
Mrs. Aditi Chokhani	0.88%	401,795	40,179,500	-
Mr. Vivek Agarwal	0.62%	284,910	28,491,000	-
Mr. Arpit Agarwal	0.62%	284,909	28,490,900	-
Mr. Ashish Kumar Agarwal	0.61%	277,604	27,760,400	-
Mr. Suresh Kumar Agarwal	0.35%	160,718	16,071,800	-
Mr. Ashish Jindal	0.32%	146,107	14,610,700	-
Mrs. Kabita Agrawal	0.41%	186,287	18,628,700	-
<b>Name of the Shareholder - IPO (Amounts including Premium)</b>				
Public (Including share premium of Rs.2,658,468,185)	20.00%	9,135,371	913,537,100	2,658,468,185
<b>Total</b>	<b>100%</b>	<b>45,676,857</b>	<b>4,567,685,700</b>	<b>2,658,468,185</b>

## 17 Retained Earnings

Particulars	Amount in NPR	
	As on Ashad 32, 2082 (July 16, 2025)	As on Ashad 31, 2081 (July 15, 2024)
Opening	2,043,145,597	4,006,951,057
Bonus Share issued to Share Holder	-	(595,785,100)
Profit for the year	(610,378,179)	(1,447,080,360)
Redemption Reserve Transfer to General	-	79,060,000
<b>Total</b>	<b>1,432,767,418</b>	<b>2,043,145,597</b>



GHORAH  
CEMENT



# Ghorahi Cement Industry Limited

Notes forming part of the Standalone Financial Statements as on Ashad 32, 2082 (July 16, 2025)



GHORAH  
CEMENT

*Amount in NPR*

## 18 Secured Long term Financing

<u>Particulars</u>	As on Ashad 32, 2082 (July 16, 2025)	As on Ashad 31, 2081 (July 15, 2024)
<b>From Banks:</b>		
Term Loan	6,835,236,203	6,083,991,069
HP Loan	39,558,718	69,597,181
Bridge Gap Loan	250,000,000	1,250,000,000
<b>Total</b>	<b>7,124,794,921</b>	<b>7,403,588,250</b>
Less:- Current maturities on borrowings from Banks	(973,124,967)	(667,438,797)
	6,151,669,954	6,736,149,453
<b>Total</b>	<b>6,151,669,954</b>	<b>6,736,149,453</b>

### 18.1 Loan Security:

- The local consortium loan is secured against hypothecation of entire fixed Assets, Current Assets as primary security.
- For the secondary guarantee the Chairman and one director of the company has provided personal guarantee to the bank.

18.2 The company considers the initial interest rate agreed as per consortium agreement is to be the effective interest rate. Hence the finance expenses recognized is approximate to effective interest rate. i.e. The rate of interest on loan from concerned bank is considered as effective rate of interest and accordingly the borrowings are assumed to be at its fair value.

## 19 Non-Current Financial Liability

<u>Particulars</u>	As on Ashad 32, 2082 (July 16, 2025)	As on Ashad 31, 2081 (July 15, 2024)
Opening	1,948,459,977	1,345,688,644
Additional Advance	265,450,000	428,850,000
Less: Impact of present Value of Future Repayment	-	-
Interest Expenses arising During the year	-	173,921,333
<b>Total</b>	<b>2,213,909,977</b>	<b>1,948,459,977</b>

During the Period the company has received further interest free loan from company directors and shareholders amounting to Rs. 265.45 Millions (PY. Rs. 428.85 Millions). As per board minutes decision, the repayment should be done after July 15, 2024.


Interest expenses on Non current financial liability (Interest Free Directors Loan) has been calculated using the effective interest rate under NFRS 9 Financial Instruments @12% and @13% on present value amounting to Rs.0 million.

*[Handwritten signatures]*



GHORAH  
CEMENT

*[Handwritten signatures]*



# Ghorahi Cement Industry Limited

Notes forming part of the Standalone Financial Statements as on Ashad 32, 2082 (July 16, 2025)



GHORAHİ  
CEMENT

Amount in NPR

## 20 Lease Liability

<u>Particulars</u>	As on Ashad 32, 2082 (July 16, 2025)	As on Ashad 31, 2081 (July 15, 2024)
Opening	1,997,683	1,922,715
Additions During the year	-	-
Adjustment During the year	-	74,968
Disposal During the year	(1,997,683)	-
<b>Total</b>	<b>-</b>	<b>1,997,683</b>

The Company previously recognised lease liabilities arising from lease contracts. During the year, contracts were cancelled, and one contract was considered a low-value lease, resulting in derecognition of the lease liability.

The movement in lease liabilities is summarised below:

<u>Particulars</u>	<u>Amount (Rs.)</u>
Opening Balance of Lease Liabilities	1,997,683
Less: Lease liabilities derecognised on cancellation of lease agreements	(1,997,683)
<b>Closing Balance of Lease Liabilities</b>	<b>-</b>

The cancellation of lease agreements resulted in a net gain recognised in the Statement of Profit or Loss (Refer Note 28 – Other Income).

## 21 Deferred Tax Assets / (Liability)

<u>Particulars</u>	As on Ashad 32, 2082 (July 16, 2025)	As on Ashad 31, 2081 (July 15, 2024)
Deferred Tax Assets / (Liabilities) as on 1st Sharwan	(412,166,493)	(201,792,856)
<b>Add/ Less:-</b>		
Tax income/(expense) during the period recognized in statement of profit or loss (net)	145,330,663	(210,373,637)
<b>Deferred Tax Assets / (Liabilities) as on Period End</b>	<b>(266,835,830)</b>	<b>(412,166,493)</b>

### Details of Deferred Tax Assets / (Liability)


<u>Particulars</u>	As on Ashad 32, 2082 (July 16, 2025)	As on Ashad 31, 2081 (July 15, 2024)
<b>On account of :</b>		
Property, Plant and Equipment and Intangible Assets	(1,115,686,252)	(786,777,012)
Defined Benefits Obligations	3,895,220	13,013,741
Right of Use Assets	-	(316,723)
Lease Liability	-	399,537
Carry forward of loss	859,197,076	370,658,267
Inventories	(14,241,874)	(9,144,303)
<b>Total</b>	<b>(266,835,830)</b>	<b>(412,166,493)</b>

Deferred tax is calculated on temporary differences using tax rate of 20.00% for manufacturing unit (Previous year : 6.00%). Deferred tax has been recognized in respect of temporary differences giving rise to deferred tax asset/(Liability).

*(Handwritten signatures and initials)*



GHORAHİ



# Ghorahi Cement Industry Limited

Notes forming part of the Standalone Financial Statements as on Ashad 32, 2082 (July 16, 2025)



GHORAHİ  
CEMENT

Amount in NPR

## 22 Borrowings - Short Term

<u>Particulars</u>	As on Ashad 32, 2082 (July 16, 2025)	As on Ashad 31, 2081 (July 15, 2024)
Working Capital (secured)*		
From Banks:		
Short Term, Import Loan & Working Capital Loan	2,269,288,428	2,638,992,818
Current maturities of long-term borrowing:		
- From Banks	973,124,967	667,438,797
<b>Total</b>	<b>3,242,413,395</b>	<b>3,306,431,615</b>

### \*Security

- The loan is secured against hypothecation of entire fixed Assets, Current Assets as primary security.
- For the secondary guarantee the chairman and one director of the company has provided personal guarantee to the bank.

## 23 Trade Payables

<u>Particulars</u>	As on Ashad 32, 2082 (July 16, 2025)	As on Ashad 31, 2081 (July 15, 2024)
Sundry Creditors-Suppliers	1,314,396,063	769,117,470
<b>Total</b>	<b>1,314,396,063</b>	<b>769,117,470</b>

## 24 Other Financial Liabilities:


<u>Particulars</u>	As on Ashad 32, 2082 (July 16, 2025)	As on Ashad 31, 2081 (July 15, 2024)
Loan Management & Agency Fee Payable	10,560,123	11,096,902
Bank Interest payable	98,534,352	186,388,438
Retention money payable 24.1	4,184,363	10,261,308
Security deposit payable 24.2	8,914,106	8,914,106
Statutory dues		
- Excise Payable	12,182,113	6,308,876
- TDS Payable	33,289,914	21,866,676
- Reverse VAT	319,542	367,297
Corporate social responsibility fund 24.3	-	988,030
<b>Employee Payables</b>		
- Salary & wages payable	39,542,724	45,501,869
- Bonus payable 24.4	8,257,964	8,257,964
- Defined contribution payables 24.5	706,350	745,523
- Employees defined benefit obligations 24.6	19,470,101	65,068,703
Expenses Payable	412,290,101	440,210,719
Audit Fee Payable	985,000	985,000
Shree Ganesh Ji Maharaj	1	1
<b>Total</b>	<b>649,242,754</b>	<b>806,961,412</b>

24.1 The retention money pertains to the amount payable to contractors / Suppliers. Such retention is payable on completion of the project. As the maturity of such retention is uncertain the same has not been amortized and has been considered to be carried out at fair value.

*(Handwritten signatures and initials)*



GHORAHİ



## Ghorahi Cement Industry Limited

Notes forming part of the Standalone Financial Statements as on Ashad 32, 2082 (July 16, 2025)



GHORAHÍ  
CEMENT

Amount in NPR

24.2 The security deposits pertains to the amount payable to contractors/suppliers . Such security deposits is payable on completion of the project. As the maturity of such deposits is uncertain the same has not been amortized and has been considered to be carried out at fair value.

### 24.3 Corporate Social Responsibility Fund:

CSR expenses is accounted as per Industrial Enterprises Act 2020 (2076 BS) (the "Act").

Section 54 of Industrial Enterprises Act 2020 (2076 BS) makes it mandatory to allocate 1% of the annual profit to be utilized towards corporate social responsibility (the "CSR Requirement").

The fund created for CSR is to be utilized on the basis of annual plans and programs but in the sectors that are prescribed in the rules framed under the Act.

Accordingly, the company has not allocated CSR fund during the year on account of loss during the period.

The plan and the utilization progress report of the fund is yet to be submitted to the Department of Industries.

The company has utilized CSR fund in following areas specified under Rule 37 of Industrial Enterprise Rules, 2076:

Particulars	Amount
1 Education Sector	203,400
2 Religious Sector	199,080
3 Local infrastructure development Sector	367,316
4 Social Work Sector	-
5 Sports Activities Sector	-
6 Others	218,234
<b>Total</b>	<b>988,030</b>

### Summary of CSR:

Particulars	As on Ashad 32, 2082 (July 16, 2025)	As on Ashad 31, 2081 (July 15, 2024)
Opening Balance	988,030	2,280,021
Provided During the Year	-	-
Utilized During the Year	(988,030)	(1,291,991)
Closing Balance	-	988,030

### 24.4 Staff Bonus:

Provision for Staff Bonus hasn't been made on account of loss during the period.

Particulars	As on Ashad 32, 2082 (July 16, 2025)	As on Ashad 31, 2081 (July 15, 2024)
Profit before CSR and Tax	-	-
Bonus @10% of Profit before Tax	-	-

Particulars	As on Ashad 32, 2082 (July 16, 2025)	As on Ashad 31, 2081 (July 15, 2024)
Opening Bonus Payable	8,257,964	8,257,964
Paid During the Year	-	-
Reversal of bonus provision (Assessment)	-	-
Reversal of bonus provision of Previous Year	-	-
This Year Provision	-	-
<b>Balance Bonus Payable</b>	<b>8,257,964</b>	<b>8,257,964</b>

GHORAHÍ



## Ghorahi Cement Industry Limited

Notes forming part of the Standalone Financial Statements as on Ashad 32, 2082 (July 16, 2025)



GHORAHÍ  
CEMENT

Amount in NPR

### 24.5 Defined Contribution Payables:

As per the requirements of the Social Security Act and Labour Act, every employer and employee are required to contribute 20% and 11%, respectively, of basic salary as a SSF and deposit it into the Social Security Fund. The same mandatory government scheme has been defined as a contribution plan in accordance with Nepal Accounting Standard (NAS) 19 'Employee Benefits'.

The company has complied with the same and contributed 10% of the SSF for each employee and employer and deposited it into the SSF.

### 24.6 Defined Benefits Payables:

A defined benefit plan is a poste employment benefit plan other than a defined contribution plan. The company recognizes following two types of employee liabilities as defined benefit obligations:

- a) Gratuity Liability
- b) Accumulated Leave Liability

The cost of the defined benefit obligations has not been determined using actuarial valuation from an independent actuary. The company has recognized gratuity obligations @8.33% of basic salary. As on year ended company has outstanding gratuity & leave encasement payable amounting to Rs. 5.57 crore and Rs. 93.94 lakh respectively upto 80-81. However, an actuarial valuation is not carried out considering it immaterial and hence actuarial gains or losses are not recognized. Instead the gratuity liability is fully funded to the corresponding DBP to the extent of gratuity entitlement earned by the employees in the same period. Employer's contribution to DBP is recognized as gratuity expense in profit or loss during the year.


### 25 Contractual liabilities:

<u>Particulars</u>	As on	As on
	Ashad 32, 2082 (July 16, 2025)	Ashad 31, 2081 (July 15, 2024)
Advance from Customers	116,328,324	100,681,330
Deferred Revenue	6,367,273	3,024,588
<b>Total</b>	<b>122,695,597</b>	<b>103,705,918</b>

A contract liability is the obligation of the Company to transfer goods or services to a customer for which the Company has received consideration (or an amount of consideration is due) from the customer. If a customer pays consideration before the Company transfers goods or services to the customer, a contract liability is recognized when the payment is made or the payment is due (whichever is earlier). Contract liabilities are recognized as revenue when the Company performs under the contract. It also generally includes refund liabilities arising out of customers' right to claim amounts from the Company on account of contractual delays in delivery.



GHORAHÍ  
CEMENT



# Ghorahi Cement Industry Limited

Notes forming part of the Standalone Financial Statements as on Ashad 32, 2082 (July 16, 2025)



GHORAHÍ  
CEMENT

Amount in NPR

## 26 Revenue from Operations

<u>Particulars</u>	Year ended Ashad 32, 2082 (July 16, 2025)	Year ended Ashad 31, 2081 (July 15, 2024)
Revenue from contracts with customers	5,227,501,342	4,571,629,139
Other operating revenues	19,172,282	13,583,901
Less: Incentives and Rebates	(190,800,564)	(105,251,302)
Less: Deferred revenue	(6,367,273)	(3,024,588)
Add: Deferred revenue of previous year	3,024,588	1,033,129
<b>Total</b>	<b>5,052,530,375</b>	<b>4,477,970,279</b>

### 26.1 Sale of goods:

The entity has applied NFRS 15 using the modified retrospective method and the comparative information has been restated and continues to be reported under NAS 18 and NAS 11. The details of accounting policies under NAS 18 and NAS 11 are disclosed separately if they are different from those under NFRS 15.

### 26.2 Significant accounting policy:

Revenue is measured based on the consideration specified in a contract with a customer and excludes amounts collected on behalf of third parties. The entity recognises revenue when it transfers control over a product or service to a customer. In the comparative period, revenue was measured at the fair value of the consideration received or receivables.

In the comparative period, revenue was recognized to the extent that it is probable that the economic benefits will flow to the Company and the revenue and associated costs incurred or to be incurred can be reliably measured and when recognition criteria related to sale of goods activities i.e when the significant risks and rewards of ownership of the goods have transferred to the buyer, with the Company retaining neither continuing managerial involvement to the degree usually associated with ownership, nor effective control over the goods sold.

Revenue include all revenue from ordinary activities of the company that are recorded net off Value Added Taxes and Excise Duty collected from the customer that are remitted or are to be remitted to the government authorities.

The company generates revenue from sale of goods in the ordinary course of business.

### 26.3 Nature of goods and services:

The company is engaged in the production, manufacture, and sale of cement and clinker under the brand names Sagarmatha, Gorkha, and Vishwakarma. The company is also engaged in supply of own products.

### 26.4 Timing of revenue recognition:

The entity recognizes revenue at a point in time when control of the goods is transferred to the customer, generally on delivery of the goods.

### 26.5 Sales Channel:

The entity sells through intermediaries, i.e., through its dealers and distributors. Also available to consumers and at construction sites directly.

### 26.6 Transaction price related to remaining performance obligations:


The revenue is recognized when control of the goods is transferred to the customer.

Variable consideration for pending performance obligation at Fiscal Year Closing dates.

<u>Particulars</u>	Year ended Ashad 32, 2082 (July 16, 2025)	Year ended Ashad 31, 2081 (July 15, 2024)
Goods & Services Pending to be deliver	6,367,273	3,024,588
	<b>6,367,273</b>	<b>3,024,588</b>



GHORAHÍ  
CEMENT





# Ghorahi Cement Industry Limited

Notes forming part of the Standalone Financial Statements as on Ashad 32, 2082 (July 16, 2025)



GHORAHİ  
CEMENT

Amount in NPR

## 26.7 Disaggregation of revenue from contracts with customers:

The Company derives revenue from sale of products from following major segments:

Particulars	Year ended Ashad 32, 2082 (July 16, 2025)	Year ended Ashad 31, 2081 (July 15, 2024)
<b>i) Revenue from contracts with customers:</b>		
Sale of products (Transferred at point in time)		
Manufacturing		
Nepal	4,776,477,150	4,131,782,184
Export	437,911,768	423,084,156
Trading	13,112,424	16,762,799
	<u>5,227,501,342</u>	<u>4,571,629,139</u>
<b>ii) Other operating revenue:</b>		
Transportation Services	19,172,282	13,583,901
	<u>19,172,282</u>	<u>13,583,901</u>
<b>iii) Major Product lines</b>		
Clinker	647,135,415	674,845,931
Cement	4,567,253,503	3,880,020,409
	<u>5,214,388,918</u>	<u>4,554,866,340</u>

## 26.8 Contract balances:


Trade receivables	1,315,744,896	1,658,296,650
Contract assets	7,275,717	3,687,035
Contract liabilities	122,695,597	103,705,918

## 26.9 Segment Balances:

These financial statements do not include disclosure relating to NFRS 8 "Operating Segments" as the Company's business is considered to be a single operating segment.



GHORAHİ  
CEMENT



# Ghorahi Cement Industry Limited

Notes forming part of the Standalone Financial Statements as on Ashad 32, 2082 (July 16, 2025)



GHORAHİ  
CEMENT

*Amount in NPR*

## 27 Cost of Sales

<u>Particulars</u>	Year ended Ashad 32, 2082 (July 16, 2025)	Year ended Ashad 31, 2081 (July 15, 2024)
<b>Opening Stock of Semi Finished/Finished Goods</b>		
OPC Cement Semi Finished	23,843,251	75,620,050
PPC Cement Semi Finished	15,174,881	58,269,829
Clinker	408,285,341	654,524,766
	<u>447,303,473</u>	<u>788,414,645</u>
<b>Add :</b>		
Raw Material & Stores Spares Consumption	2,863,071,752	2,533,611,612
Fuel & Power Consumption	707,572,672	743,586,587
<b>Manufacturing Expenses:</b>		
Building Repairs	1,893,964	2,093,984
Factory Expenses	27.1 4,665,848	3,627,201
Factory Canteen Expenses	8,445,356	11,596,803
Factory Insurance	27.2 60,082,811	43,620,100
Salary & Wages Expenses	27.3 251,932,974	269,785,654
Loader & Excavator Expenses	283,500	283,500
Repairs & Maintenance Plant & Machinery	27.4 219,702,865	138,894,585
Tipper, Tractor & Hydra Running Expenses	23,090,004	25,824,712
Factory Security Guard Expenses	14,325,512	15,202,296
Certification Expenses	27.5 4,871,540	4,292,285
Cement-Packing Charge	6,116,267	7,377,861
Oil, Gas & Other Lubricants	635,048	821,263
Mines Expenses	27.6 31,942,764	27,710,726
<b>Total</b>	<u>4,198,632,877</u>	<u>3,828,329,169</u>
<b>Less:</b>		
<b>Closing Stock of Semi Finished/Finished Goods</b>		
OPC Cement Semi Finished / Finished	33,674,803	23,843,251
PPC Cement Semi Finished / Finished	19,828,508	15,174,881
Clinker	557,170,042	408,285,341
<b>Total</b>	<u>610,673,353</u>	<u>447,303,473</u>
	<u>4,035,262,997</u>	<u>4,169,440,341</u>

### 27.1 Factory Expenses

Factory expenses is incurred for laboratory expenses, health & safety expenses and various other expenses related to factory.

### 27.2 Factory Insurance

#### Particulars

Insurance Premium Fire & Machinery Breakdown  
Vehicle Insurance (Heavy Vehicles)

Year ended Ashad 32, 2082 (July 16, 2025)	Year ended Ashad 31, 2081 (July 15, 2024)
53,331,719	36,399,655
6,751,092	7,220,445
<u>60,082,811</u>	<u>43,620,100</u>


### 27.3 Salary & Wages Expenses

#### Particulars

Factory Staff Salary  
Factory Labour & wages

Year ended Ashad 32, 2082 (July 16, 2025)	Year ended Ashad 31, 2081 (July 15, 2024)
197,332,222	210,915,401
54,600,752	58,870,253
<u>251,932,974</u>	<u>269,785,654</u>

*(Signatures)*



GHORAHİ  
CEMENT

# Ghorahi Cement Industry Limited

Notes forming part of the Standalone Financial Statements as on Ashad 32, 2082 (July 16, 2025)



GHORAHİ  
CEMENT

*Amount in NPR*

## 27.4 Repairs & Maintenance Plant & Machinery

<u>Particulars</u>	Year ended Ashad 32, 2082 (July 16, 2025)	Year ended Ashad 31, 2081 (July 15, 2024)
Clinker Machinery Repair	93,422,513	30,835,835
Cement Plant Machinery	18,440,609	14,891,287
Generator's Repair	26,495,938	8,380,998
Heavy Vehicle Repair	74,954,753	79,864,684
Mines Machinery Repair	3,657,693	2,912,875
Other Misc. Machinery Repairs	2,731,359	2,008,906
	<u>219,702,865</u>	<u>138,894,585</u>

## 27.5 Certification Expenses

Certification expenses is incurred for payment to Ghorahi Sub-Metropolitan Office for Business Registration Tax. Also paid for Trademark Registration & ISO Certification Expenses.

## 27.6 Mines Expenses

<u>Particulars</u>	Year ended Ashad 32, 2082 (July 16, 2025)	Year ended Ashad 31, 2081 (July 15, 2024)
Mines Staff Wages & Salary	5,829,001	11,505,714
Mines Road upkeep & Maintenance	24,817,605	14,140,234
Mines Mess expenses	1,256,324	1,464,840
Mines other expenses	39,834	599,939
	<u>31,942,764</u>	<u>27,710,727</u>

## 28 Other income

<u>Particulars</u>		Year ended Ashad 32, 2082 (July 16, 2025)	Year ended Ashad 31, 2081 (July 15, 2024)
Interest Income - Call Accounts	28.1	446,424	305,893
Rent Income		980,199	990,080
Insurance Claims received	28.2	24,713,505	4,119,686
Gain On Cancellation on Lease	28.3	414,070	-
Other Liability Written Back		43,446,835	-
Miscellaneous Income		13,648,710	280,521
<b>Total</b>		<u>83,649,743</u>	<u>5,696,180</u>

### 28.1 Interest Income - Bank:

Interest income from Bank Deposits has been recognized using effective interest method as required by NAS 39. The rate of concerned bank from which interest income is earned is considered as effective rate of interest.

### 28.2 Insurance Claims received:

It is recognised as amount received of insurance claim which is dependent on the replacement/repairs cost for damaged components of plant and machinery due to accident that occurred during current & earlier years.

### 28.3 Gain on cancellation of lease agreements

The gain represents the difference between the carrying amount of lease liabilities and the carrying amount of ROU assets derecognised during the year upon cancellation of lease agreements and remaining lease with has been treated as a low-value lease and expensed over the lease term in accordance with NFRS 16.




GHORAHİ  
CEMENT

*(Handwritten signature)*

*(Handwritten signature)*

*(Handwritten signature)*



# Ghorahi Cement Industry Limited

Notes forming part of the Standalone Financial Statements as on Ashad 32, 2082 (July 16, 2025)



GHORAHİ  
CEMENT

Amount in NPR

## 29 Administrative, Selling & Distribution Expenses

Particulars		Year ended Ashad 32, 2082 (July 16, 2025)	Year ended Ashad 31, 2081 (July 15, 2024)
Employee Benefits Expenses	29.1	74,890,364	77,947,421
Short Term Lease Expenses	29.2	5,881,857	3,549,630
Auditors' remuneration	29.3	1,000,000	1,000,000
Donation		542,011	24,530
DG Running Expenses		96,846	106,594
Electricity & Water Expenses		865,241	753,395
Fine and Penalty		22,105	-
Loss On Sales on Fixed assets		1,416,153	-
Foreign Exchange Gain/Loss		65,123	4,902,200
Legal Expenses & Consultancy Expenses	29.4	5,579,066	3,059,218
Office Upkeep Expenses	29.5	4,524,536	5,180,025
Security Registration & Listing Fee	29.6	495,000	11,333,151
Office Staff Mess Expenses		1,056,725	1,203,461
Membership Fee		55,000	35,000
Repairs & Maintenance - Computer, Printer & others		433,559	643,603
Repairs & Maintenance - Vehicle		1,384,234	1,887,984
Recruitment Expenses		298,915	244,064
Printing & Stationery		1,274,670	1,816,315
Prior Period Expenses		148,000	-
Coal Loss By Fire		25,219,859	-
Rates & Taxes		726,195	535,304
Office Telephone, Postage & Internet	29.7	3,492,039	3,004,828
Office Travelling & Conveyance	29.8	2,629,248	3,307,334
Office Vehicle Running		3,690,826	3,824,770
Office Security Guard Expenses		1,248,000	1,232,800
Miscellaneous Expenses-Sales	29.9	48,614,590	51,990,057
Advertisement Expenses		55,065,240	88,441,507
Bulker Running Expenses	29.10	46,034,920	60,641,735
Export Expenses		5,719,316	4,579,930
Impairment Expenses		702,726	436,699
<b>Total</b>		<b>293,172,364</b>	<b>331,681,555</b>

### 29.1 Employee Benefits Expenses


Particulars		Year ended Ashad 32, 2082 (July 16, 2025)	Year ended Ashad 31, 2081 (July 15, 2024)
Salary & Allowances		70,321,114	73,810,133
Director Salary		2,500,000	2,500,000
Meeting and other Allowance		1,492,000	893,000
Staff Welfare Expenses		577,250	744,288
		<b>74,890,364</b>	<b>77,947,421</b>

### 29.2 Short Term Lease Expenses:

The Company has certain leases of office space and guest house rent with lease terms of 12 months or less and leases of office equipment with low value. The Company applies the 'short-term lease' and 'lease of low-value assets' recognition exemptions for these leases.



GHORAHİ  
CEMENT



# Ghorahi Cement Industry Limited

Notes forming part of the Standalone Financial Statements as on Ashad 32, 2082 (July 16, 2025)



GHORAHİ  
CEMENT

Amount in NPR

## 29.3 Auditors' remuneration

Particulars	Year ended Ashad 32, 2082 (July 16, 2025)	Year ended Ashad 31, 2081 (July 15, 2024)
Audit Fee	1,000,000	1,000,000
Total	1,000,000	1,000,000

## 29.4 Legal Expenses & Consultancy Expenses

Legal expenses is incurred in connection with consultancy fee, Certification Fee, Lawyer fee etc. for GCIL.

## 29.5 Office Upkeep Expenses

This expenses is incurred for upkeep & maintenance of GCIL offices at Factory, Head Office & Various offices for Custom & Packing Plant Office.

## 29.6 Security Registration & Listing Fee

It includes fees, charges and levies by regulatory agencies and securities exchanges for listing and registration of securities of the company (IPO shares and Bonus shares with SEBON, CDSC and Nepse). During the previous year, the company incurred various expenses related IPO issuance, underwriting commission and security registration with SEBON.

## 29.7 Office Telephone, Postage & Internet

Particulars	Year ended Ashad 32, 2082 (July 16, 2025)	Year ended Ashad 31, 2081 (July 15, 2024)
Telephone & Internet	3,382,054	2,907,986
Postage & Courier	109,985	96,842
	3,492,039	3,004,828

## 29.8 Office Travelling & Conveyance

Particulars	Year ended Ashad 32, 2082 (July 16, 2025)	Year ended Ashad 31, 2081 (July 15, 2024)
Travelling Expenses	2,328,261	2,941,492
Conveyance Expenses	300,987	365,842
	2,629,248	3,307,334

## 29.9 Miscellaneous Expenses-Sales

Particulars	Year ended Ashad 32, 2082 (July 16, 2025)	Year ended Ashad 31, 2081 (July 15, 2024)
Sales & Marketing Staff Salary	37,737,560	25,904,625
Sales Vehicle Running Expenses	1,692,827	1,317,398
Delivery & Transfer Expenses	3,824,040	19,518,257
Sales travelling, consultancy & other expenses	5,360,163	5,249,778
	48,614,590	51,990,058

## 29.10 Bulker Running Expenses

The Company has incurred various kind of bulker running expenses i.e. Fuel, repairs, driver salary & other bulker related expenses for use of bulker for cement transportation & cement transfer to packing plants.

## 30 Depreciation and Amortization

Particulars	Year ended Ashad 32, 2082 (July 16, 2025)	Year ended Ashad 31, 2081 (July 15, 2024)
Depreciation on tangible assets	660,917,384	444,159,192
Depreciation on Packing Plant	10,509,884	10,164,699
Amortization on intangible Assets	3,210,585	2,540,187
Depreciation on right of use Assets	-	59,227
Total	674,637,853	456,923,305



GHORAHİ  
CEMENT

DEOKI BIJAY & CO.  
KATHMANDU  
CHARTERED ACCOUNTANTS

# Ghorahi Cement Industry Limited

Notes forming part of the Standalone Financial Statements as on Ashad 32, 2082 (July 16, 2025)



GHORAHİ  
CEMENT

Amount in NPR

## 31 Finance Cost

<u>Particulars</u>		Year ended Ashad 32, 2082 (July 16, 2025)	Year ended Ashad 31, 2081 (July 15, 2024)
Interest expenses on			
- Long term finance - secured	31.1	606,990,248	841,610,672
- Short term finance - secured	31.1	265,669,375	315,144,098
- Lease Liability	31.2	-	246,568
- Financial Liability	31.3	-	173,921,333
Loan Agency & Management Fees		11,814,522	11,096,902
Guarantee commission		660,213	421,096
Bank Charges		3,454,372	7,641,146
		<u>888,588,730</u>	<u>1,350,081,815</u>
Less: Allocated to fixed capital expenditure		-	(588,278,207)
Total		<u>888,588,730</u>	<u>761,803,608</u>

### 31.1 Interest on Long Term & Short Term Finances:

The company considers the initial interest rate agreed as per consortium agreement is to be the effective interest rate. Hence the finance expenses recognized is approximate to effective interest rate. i.e. The rate of interest on loan from concerned bank is considered as effective rate of interest.

### 31.2 Interest on Lease Liability:

Interest Expenses are the finance expense accrued/recognized on the present value of all the lease payments over the lease period.

### 31.3 Interest on Financial Liability:

Interest expenses on Non current financial liability (Interest Free Directors Loan) has been calculated using the effective interest rate under NFRS 9 Financial Instruments @12% and @13% on present value amounting to Rs.173.92 million.



## 32 Income Tax Expenses

<u>Particulars</u>		Year ended Ashad 32, 2082 (July 16, 2025)	Year ended Ashad 31, 2081 (July 15, 2024)
Current Period		227,016	524,373
Total Current Tax Expense		<u>227,016</u>	<u>524,373</u>
Deferred tax Expense			
Origination and Reversal of Temporary Differences		(145,330,663)	210,373,637
Deferred Tax Expense/(Income)		<u>(145,330,663)</u>	<u>210,373,637</u>
Total Tax Expense		<u>(145,103,647)</u>	<u>210,898,010</u>

## 33 Earning Per Share

<u>Particulars</u>		Year ended Ashad 32, 2082 (July 16, 2025)	Year ended Ashad 31, 2081 (July 15, 2024)
Net Profit available for Equity Shareholders for Basic Earnings Per Share		(610,378,179)	(1,447,080,360)
Basic - weighted Average Number of Equity Shares Outstanding during the year		45,676,857	45,676,857
Diluted - Weighted Average Number of Equity Shares Outstanding during the year		45,676,857	45,676,857
Basic Earnings Per Share		(13.36)	(31.68)
Diluted Earnings Per Share		(13.36)	(31.68)

*(Handwritten signatures)*



# Ghorahi Cement Industry Limited

Notes forming part of the Standalone Financial Statements as on Ashad 32, 2082 (July 16, 2025)



## 34 Income Tax:

Provision for Income Tax has been made as per the provisions of Income Tax Act, 2058 after availing the concession/ rebate as per section 11(2kha) (Kha) and 11(3Nga)Kha of Income Tax Act, 2058 as follows:

Nature of Business	Tax Rate as per Income Tax Act, 2058	Rebate available U/s 11(2kha) kha of IT Act 2058	Effective Tax Rate after availing rebate u/s 11(Kha) of IT Act 2058	Rebate available U/s 11(3Nga) kha of IT Act 2058	Effective Tax Rate after availing rebate provided in IT Act 2058
Manufacturing- Local	25%	5% (25%*20%)	20% (25%-5%)	N/A	20%
Manufacturing - Export	25%	5% (25%*20%)	20% (25% - 5%)	20% (20% x 20% = 4%)	16.00% (20%-4%)
Trading Business	25%	N/A	N/A	N/A	25%

Assessment of F/Y 2080-081 has been completed and assessment order dated :- 2082.05.01 vide challan no:-159 has been received on dt: 2082.05.09, and the company have appealed to Inland revenue Department for the administrative review on the said assessment order on dt: 2082.07.09.

Although the Company is a manufacturing industry registered with Department of Industries, it has undertaken trading activity and has sold raw materials and diesel during the Period to various sub contractors/vendors at Mines Site where the same is not easily available & sale of some raw material is also undertaken to avoid degradation of its quality. The Company has paid tax on profit arising due to trading activities at 25% as per the provisions of prevailing taxation laws.

## 35 New Expansion Unit 1:

New Expansion Unit 1 has been completed and capitalized on baishak 1, 2081. After the completion of unit -1, the total annual production capacities of the company for clinker and cement grinding is 17,97,000.00 MT and 10,40,000.00 MT at present respectively for both main unit and unit-1.

Product	Main Unit Capacity (MT p.a.)	Capacity(Unit I) (MT p.a.)	Total Capacity	Increased capacity
Clinker	840,000.00	957,000.00	1,797,000.00	113.93%
OPC	240,000.00	210,000.00	450,000.00	87.50%
PPC	330,000.00	120,000.00	450,000.00	36.36%
PSC	50,000.00	90,000.00	140,000.00	180.00%
<b>Total</b>	<b>1,460,000.00</b>	<b>1,377,000.00</b>	<b>2,837,000.00</b>	<b>94.32%</b>

## 36 Events after Reporting Date

There is no such event to be disclosed to provide users with information on significant developments occurring after the reporting date.

## 37 Contingent Liabilities and Commitments:

S.No.	Particulars	FY 2081-82	FY 2080-81
37.1	Bank Guarantee	34,949,318	28,027,044
37.2	Letter of Credit	270,469,531	430,285,837
37.3	Litigation - Custom and Value Added Tax	14,818,926	14,818,926
37.4	Nepal Electricity Authority	508,535,341	1,431,243,776
	<b>Total</b>	<b>828,773,116</b>	<b>1,904,375,583</b>

### 37.1 Bank Guarantee

The company has given Bank Guarantee for Rs.34.95 (P.Y 28.03) million in ordinary course of business.

### 37.2 Letter of Credit

There are unexpired Letter of Credit amounting to Rs.270.47 (P.Y 430.29) million at the year end.


### 37.3 Litigation - Custom and Value Added Tax

i The Krishnagar Custom office has assessed the Custom Duty and Value Added Tax on differential amount of value between notified rate for customs valuation as prescribed by department of Custom and actual invoice submitted by company on Coal import. Additional demand notice of Rs.24,32,163 for Custom Duty and Rs.66,43,733 for Value Added Tax has been served against company. The company has not accepted the valuation determined by Krishnagar Custom office and deposited the equivalent amount & has gone for appeal.

ii The Nepalgunj Custom office has assessed the Custom Duty, Excise duty and Value Added Tax on differential Import duty & Excise duty rate between declaration rate in Pragyanpatra and tariff rate prescribed by Department of Custom for Bulker import. Additional demand, vide notice dated 2076.07.26 chalani no.3987 of Rs.39,85,044 for Custom Duty, Rs.10,97,283 for excise duty and Rs.6,60,703 for Value Added Tax has been served against company. The company has not accepted the valuation determined by Krishnagar Custom office and deposited the equivalent amount & has gone for appeal in Revenue Tribunal.

Dispute on account on Custom Valuation

Financial year	Under Dispute	Deposit for Dispute
2072-73 Coal	9,075,896	9,075,896
2076-77 Bulker	5,743,030	5,743,030
<b>Total</b>	<b>14,818,926</b>	<b>14,818,926</b>



## Ghorahi Cement Industry Limited

Notes forming part of the Standalone Financial Statements as on Ashad 32, 2082 (July 16, 2025)



### 37.4 Nepal Electricity Authority – Electricity Charge for Dedicated / Trunk Line Usage

In the previous year, the Company had disclosed a contingent liability of NPR 143.12 crore relating to the NEA Dedicated/Trunk Line billing matter; however, based on NEA's latest communication dated 2081/06/22, the contingent amount has now been reassessed at NPR 50.85 crore, payable in 28 instalments. After the reporting date, the Company paid NPR 1,81,61,976.48 through Nepal Bank Ltd., cheque no. 0126607797 dated 12/11/2025, representing one instalment as Dharauti. As this relates to conditions arising after the reporting period, no adjustments have been made in the financial statements. The Company has recognised a cumulative provision of approx. NPR 370.90 million over previous years towards NEA electricity expenses; however, NEA has recently issued a demand notice for NPR 508.5 million on the same matter. The Company has disputed this demand, and management considers any additional liability not probable at this stage; accordingly, no further provision has been recorded.

Subsequent to the reporting date, NEA issued another notice on 2082/06/26 concerning the ongoing billing dispute, following which the electricity supply to the Company's Ghorahi Plant was temporarily disconnected, resulting in short-term disruption to production. The Company has submitted the required clarifications and filed a writ petition (Ref: 082-WO-0232), which is currently under administrative and legal review. The Office of the Prime Minister and the Ministry of Energy have directed NEA to restore the electricity connection, and the reconnection process has been initiated.

### 38 Financial Risk Management Objectives And it's Policies

The Company's financial assets majorly comprise of trade receivables, other receivables, margin money, deposits and cash & cash equivalents. The Company's financial liabilities majorly comprise of deferred payment credit, trade payables, and other commitments.

The Company is exposed to credit risk and liquidity risk arising out of operations and the use of financial instruments. The Board of Directors have overall responsibility for establishment and review of the Company's risk management framework.

The Company's risk management policies are established to identify and analyze the risks faced by the Company, to set appropriate risk limits and controls, and to monitor risks and adherence to limits. Risk management policies and systems are reviewed regularly to reflect changes in market conditions affecting business operations and the Company's activities. The company is exposed to market risk, credit risk and liquidity risk for which BOD reviews and agrees policies for managing each risks which is summarized below:-

#### Market Risk

Market risk is the risk that the fair value of future cash flows of a financial instrument will fluctuate because of changes in market prices and economic condition. Market prices comprise four types of risk: interest rate risk, currency risk, commodity price risk and other price risk, such as equity price risk. Financial instruments affected by market risk include loans and borrowings and deposits.

#### Interest Rate Risk

Interest rate risk is the risk that the fair value or future cash flows of a financial instrument will fluctuate because of changes in market interest rates. The Company's exposure to the risk of changes in market interest rates relates primarily to the Company's bank terms loan, overdraft and short term deposits.

The Company manages its interest rate risk by negotiating with highly reputed commercial banks.


#### - Consortium Loan

The Company has obtained consortium loans from various banks except hire purchase loans. The following amounts were outstanding as on the statement of financial position date:

Particulars	2081-82	2080-81
Term Loan V	2,936,595,550	3,256,830,616
Term Loan VI	545,104,976	599,795,341
Term Loan VII	1,000,343,551	1,094,493,611
Term Loan IX	1,103,192,125	1,132,871,500
Term Loan X	1,250,000,000	-
Bridge Gap Loan	250,000,000	1,250,000,000
Total	7,085,236,202	7,333,991,068



GHORAHİ  
CEMENT





## Ghorahi Cement Industry Limited

Notes forming part of the Standalone Financial Statements as on Ashad 32, 2082 (July 16, 2025)



### Foreign Currency Risk

Foreign currency risk is the risk that the fair value or future cash flows of a financial instrument will fluctuate because of changes in foreign exchange rates. The Company's exposure to the risk of changes in foreign exchange rates relates primarily to the Company's operating activities (when revenue or expense is denominated in a different currency from the Company's functional currency).

The Company manages major currency exposures within prescribed limits, through use of forward exchange contracts.

The details of forward exchange contracts for balance outstanding at year end are as follows:-

Particulars	Currency	Payable Amount	Hedged	Unhedged
- Trade Payable	USD	-	-	-

### Commodity Price Risk

The Company is affected by the volatility of certain commodities. Its operating activities require the ongoing purchase of coal, limestone, gypsum, fly ash bauxite, Iron ore, pet coke, furnace oil, diesel etc. and therefore require a continuous supply of the same.

The Company manages this risk by purchasing coal, bauxite, Iron ore, pet coke, furnace oil, diesel etc. from the suppliers identified by the management and the Company has long term relation with the suppliers.

### Credit Risk

Credit risk is the risk that a counterparty will not meet its obligations under a financial instrument or customer contract, leading to a financial loss. The Company is exposed to credit risk from its operating activities (primarily for trade receivables) and from its financing activities, including deposits with banks and financial institutions.

### Trade Receivables

Customer credit risk is being driven by Company's established policy, procedures and control relating to customer credit risk management. Credit quality of a customer is assessed based on an extensive credit rating scorecard and individual credit limits are defined in accordance with this assessment. Outstanding customer receivables are regularly monitored.


### Cash Deposits

Credit risk from balances with banks and financial institutions are managed by maintaining the balances with highly reputed commercial banks only.

### Liquidity Risk

The Company's monitors its risk to a shortage of funds on a regular basis through cash forecast. The Company's objective is to maintain a balance continuity of funding and flexibility through the use of bank overdrafts and term loans. Access to source of funding is sufficient.

*[Handwritten signatures]*



# Ghorahi Cement Industry Limited

Notes forming part of the Standalone Financial Statements as on Ashad 32, 2082 (July 16, 2025)



GHORAHİ  
CEMENT


## 39 Classification of Assets and Liability based on Maturity

Amount in NPR


As on Ashad 32, 2082

Particulars	Less than 1 year/ On Demand	1 to 5 Years	More Than 5 Years	No Stated Maturity	Total Amount
<b>Financial Assets</b>					-
Trade Receivable	1,313,961,676	-	-	-	1,313,961,676
Contract Assets	7,275,717	-	-	-	7,275,717
Cash and Cash Equivalents	341,069,049	-	-	-	341,069,049
Other Financial Assets	-	-	-	90,059,333	90,059,333
<b>Total Financial Assets (A)</b>	<b>1,662,306,442</b>	<b>-</b>	<b>-</b>	<b>90,059,333</b>	<b>1,752,365,775</b>
<b>Non Current Liabilities:</b>					
<b>Financial Liabilities</b>					
Secured Long term Financing	-	5,042,294,953	1,109,375,001	-	6,151,669,954
Unsecured Long term Financing	-	2,213,909,977	-	-	2,213,909,977
Lease liability	-	-	-	-	-
<b>Current Liabilities</b>					
<b>Financial Liabilities</b>					
Borrowings	3,242,413,395	-	-	-	3,242,413,395
Trade Payables	1,314,396,063	-	-	-	1,314,396,063
Other Financial Liabilities	649,242,754	-	-	-	649,242,754
<b>Total Financial Liabilities (B)</b>	<b>5,206,052,212</b>	<b>7,256,204,930</b>	<b>1,109,375,001</b>	<b>-</b>	<b>13,571,632,143</b>
<b>Net Financial Assets/(Liabilities) (A-B)</b>	<b>(3,543,745,770)</b>	<b>(7,256,204,930)</b>	<b>(1,109,375,001)</b>	<b>90,059,333</b>	<b>(11,819,266,368)</b>

*(Handwritten signatures)*



GHORAHİ  
CEMENT



# Ghorahi Cement Industry Limited

Notes forming part of the Standalone Financial Statements as on Ashad 32, 2082 (July 16, 2025)



## 40 Financial Instruments:

The fair value of the assets and liabilities are included at the amount at which the instrument could be exchanged in a current transaction between willing parties, other than in forced or liquidation sale. The following methods and assumptions were used to estimate the fair values:

- Fair Value of cash and short-term deposits, trade and other short term receivables, trade payables, other current liabilities, short term loans from banks and other financial instruments approximate their carrying amounts largely due to the short term maturities of these instruments
- Financial instruments with fixed and variable interest rates are evaluated by the company based on parameters such as interest rates and individual credit worthiness of the counterparty. Based on this evaluation, allowances are taken to the account for the expected losses of these receivables.

The Company uses the following hierarchy for determining and disclosing the fair value of financial instruments by valuation technique:

Level 1: quoted (unadjusted) prices in active markets for identical assets or liabilities;

Level 2: other techniques for which all inputs which have a significant effect on the recorded fair value are observable, either directly or indirectly;

Level 3: techniques which use inputs that have a significant effect on the recorded fair value that are not based on observable market data;


The carrying amounts and fair values of financial instruments by class are as follows:

Particulars	Carrying value			Fair value measurement using		
	Fair value through profit and loss ('FVTPL')	Fair value through other comprehensive income ('FVOCI')	Amortised cost	Level 1	Level 2	Level 3
<b>Financial Assets</b>						
Trade Receivable	-	-	1,313,961,676	1,313,961,676	-	-
Contract Assets	-	-	7,275,717	7,275,717	-	-
Cash and Cash Equivalents	-	-	341,069,049	341,069,049	-	-
Other Financial Assets	-	-	90,059,333	90,059,333	-	-
<b>Total Financial Assets (A)</b>	-	-	<b>1,752,365,775</b>	<b>1,752,365,775</b>	-	-
<b>Non Current Liabilities:</b>						
<b>Financial Liabilities</b>						
Secured Long term Financing	-	-	6,151,669,954	6,151,669,954	-	-
Unsecured Long term Financing	-	-	2,213,909,977	-	-	2,213,909,977
Lease Liability	-	-	-	-	-	-
<b>Current Liabilities</b>						
<b>Financial Liabilities</b>						
Borrowings	-	-	3,242,413,395	3,242,413,395	-	-
Trade Payables	-	-	1,314,396,063	1,314,396,063	-	-
Other Financial Liabilities	-	-	649,242,754	-	-	649,242,754
<b>Total Financial Liabilities (B)</b>	-	-	<b>13,571,632,143</b>	<b>10,708,479,412</b>	-	<b>2,863,152,731</b>

Handwritten signatures and initials.



GHORAHİ  
CEMENT



## Ghorahi Cement Industry Limited

Notes forming part of the Standalone Financial Statements as on Ashad 32, 2082 (July 16, 2025)



### 41 Capital Management:

For the purpose of the Company's capital management, capital includes issued equity capital, share premium and all other equity reserves attributable to the equity holders and Redeemable Preference Share capital which is considered as liability under NFRS. The primary objective of the Company's capital management is to maximize the shareholder value.

The Company manages its capital structure and makes adjustments in light of changes in economic conditions and the requirements of the financial covenants. To maintain or adjust the capital structure, the Company may adjust the dividend payment to shareholders, return capital to shareholders or issue new shares. The Company monitors capital using a gearing ratio, which is net debt divided by equity.

<u>Particulars</u>	As on Ashad 32, 2082 (July 16, 2025)	As on Ashad 31, 2081 (July 15, 2024)
Borrowings	9,394,083,349	10,042,581,068
Less: Cash and bank balances	(341,069,049)	(141,298,117)
Net debts	9,053,014,300	9,901,282,951
Equity	8,658,921,303	9,269,299,482
Debt/Equity Ratio	1.05	1.07

In order to achieve this overall objective, the company's capital management, among other things, aims to ensure that it meets financial covenants attached to the interest-bearing loans and borrowings that define capital structure requirements. Breaches in meeting the financial covenants would permit the bank to immediately call loans and borrowings. There have been no breaches in the financial covenants of any interest-bearing loans or borrowing in the current period.

No changes were made in the objectives, policies or processes for managing capital during the year ended 31, Ashad-2081

### 42 Lease:

The following are the amounts recognised in profit or loss:

<u>Particulars</u>	As on Ashad 32, 2082 (July 16, 2025)	As on Ashad 31, 2081 (July 15, 2024)
Depreciation expense of right-of-use assets	-	59,227
Interest expense on lease liabilities	-	246,568
Expense relating to short-term leases & low-value assets	5,881,857	3,549,630
	5,881,857	3,855,425

### 43 Segment Information


The Company is primarily engaged in the business of "Cement" for Nepali market which mainly involves sale of "Packaged Cement", "Loose Cement" and "Clinker", which is governed by the same set of risks and returns. Hence there is only one business and geographical segment. Accordingly, segment information has not been disclosed except information about major customer. All these products have similar risks and returns because of similar nature of products and similar production processes. The chief operating decision maker and all functional managers reviews the operating results of the business as a whole. Further, internal organizational and management structure of the Company is not based on product differentiation.

*(Handwritten signatures and initials)*

*(Handwritten signature)*



GHORAHİ  
CEMENT



## Ghorahi Cement Industry Limited

Notes forming part of the Standalone Financial Statements as on Ashad 32, 2082 (July 16, 2025)



### 44 Related party disclosures:

#### 44.1 Identification of Related Parties

A related party is a person or entity that is related to the entity that is preparing its financial statements

a) A person or a close member of that person's family is related to a reporting entity if that person:

- (i) has control or joint control of the reporting entity
- (ii) has significant influence over the reporting entity or
- (iii) is a member of the key management personnel of the reporting entity or of a parent of the reporting entity.

b) An entity is related to a reporting entity if any of the following conditions applies:

- (i) The entity and the reporting entity are members of the same group (which means that each parent, subsidiary and fellow subsidiary is related to the others).
- (ii) One entity is an associate or joint venture of the other entity (or an associate or joint venture of a member of a Company of which the other entity is a member).
- (iii) Both entities are joint ventures of the same third party.
- (iv) One entity is a joint venture of a third entity and the other entity is an associate of the third entity.
- (v) The entity is a post-employment benefit plan for the benefit of employees of either the reporting entity or an entity related to the reporting entity. If the reporting entity is itself such a plan, the sponsoring employers are also related to the reporting entity.
- (vi) The entity is controlled or jointly controlled by a person identified in (a).
- (vii) A person identified in (a)(i) has significant influence over the entity or is a member of the key management personnel of the entity (or of a parent of the entity).

The Company identifies the following as the related parties under the requirement of NAS 24.

#### Holding Company:

None

#### Wholly Owned Subsidiary Company

Ghorahi Cement Developing Company Private Limited  
Jhenam Mines Private Limited  
Malarani Mines & Minerals Private Limited  
Bishwakarma Mines & Minerals Pvt.Ltd.  
Tapa Farming Pvt.Ltd.  
Tapa Mines Expansion Pvt.Ltd.  
Tapa Land Development Pvt.Ltd.  
Tapa Mines Dumping Yards Pvt.Ltd.  
Tapa Mines Company Pvt.Ltd.  
Nerpa Real Estate Pvt.Ltd.  
Duruwa Land Developers Pvt.Ltd.

#### Associates Company


Kiran Coal Udhog Private Limited

#### Key Managerial Personnel:

Purushottam Lal Sanghai - *Chairman & Director*  
Irilok Chand Agarwal- *Director*  
Aditya Sanghai - *Managing Director*  
Anju Sanghai - *Director*  
Vivek Agrawal - *Director*  
Bimal Prashad Dhakal - *Independent Director*  
Milan Sigdel - *Public Director*  
Shankar Lal Agiwal - *General Manager Finance*  
Devendra Sinha - *Executive Director*



GHORAHİ  
CEMENT





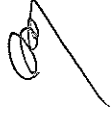


## Ghorahi Cement Industry Limited

Notes forming part of the Standalone Financial Statements as on Ashad 32, 2082 (July 16, 2025)




Entity that is controlled, jointly controlled or significantly influenced by, or for which significant voting power in such entity resides with, directly or indirectly, by Key Managerial Personnel

Shree Pashupati Cement Pvt. Ltd.  
Vishwakarma Cements Pvt. Ltd.  
Sagarmatha Precast Solutions Pvt Ltd.  
Sagarmatha Ready Mix Concrete Pvt. Ltd.  
Rolpa Chundhunga Khani Pvt. Ltd.  
Shiva Swaroop Khanij Udhog Pvt. Ltd.  
Crescent Industries Nepal Pvt.Ltd  
Sagarmatha Sports and Event Pvt Ltd  
Triveni spinning Mills Pvt.Ltd.  
V.G. Lube Pvt. Ltd.  
Triveni Synpacks Pvt. Ltd.  
Kapilvastu Cement Udyog Pvt. Ltd.  
Paschimanchal Agro Farm Pvt.Ltd.  
Shikharpur Khanij Udyog Pvt. Ltd.  
Sunwal Cement Udhog Pvt.Ltd.  
Swargdwari Mines & Minerals Pvt. Ltd.  
Tapa Forest Development Pvt.Ltd  
The Village Pvt. Ltd.  
Unique Reality Pvt. Ltd.  
Manakamana Mines & Minerals Pvt Ltd  
Kamala Rolling Mills Pvt. Ltd.  
Mainawati Steel Industries Pvt. Ltd.  
Triveni Properties P. Ltd.  
Gopal Rai Purushotamlal Trading Pvt. Ltd.  
Infusion Private Limited  
Pooja Construction Nepal Pvt. Ltd.  
S.D.P.L. Trade Pvt. Ltd.  
Triveni Byapar Company Pvt. Ltd.  
Triveni Plasto Polymers Pvt. Ltd.  
Avni Real Estate Developers Pvt.Ltd.  
Mul Tapa Pvt. Ltd.  
Rishi khanij udhyog Pvt.Ltd.

  
  
GHORAHİ  
CEMENT



# Ghorahi Cement Industry Limited

Notes forming part of the Standalone Financial Statements as on Ashad 32, 2082 (July 16, 2025)

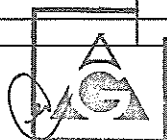


44.2 Following transactions were carried out with related parties in the ordinary course of business:

Description	For the year ended Ashad 32, 2082		For the year ended Ashad 31, 2081	
	Key Management Personnel	Enterprises over which KMP exercise significant influence	Key Management Personnel and their relatives	Enterprises over which KMP exercise significant influence
<b>Purchase of Goods</b>				
Vishwakarma Cements Private Limited	-	499,500	-	97,088
Sagarmatha Ready Mix Concrete Private Limited	-	825,458	-	7,159,428
Sagarmatha Precast Solutions Private Limited	-	764,953	-	123,893
Kapilvastu Cement Udyog Pvt. Ltd.	-	-	-	-
Shree Pashupati Cement Pvt. Ltd.	-	1,397,649	-	7,838,791
Shiva Swaroop Khanij Udhog Pvt. Ltd.	-	10,089,400	-	-
Rolpa Chundhunga Khani Pvt. Ltd.	-	5,442,421	-	12,837,683
Triveni Synpacks Pvt. Ltd.	-	140,678,674	-	152,470,500
Gopal Rai Purushotamial Trading Pvt. Ltd.	-	4,978,463	-	65,622,136
S.D.P.L. Trade Pvt. Ltd.	-	-	-	210,902
Triveni Byapar Company Pvt. Ltd.	-	34,513	-	1,206,577
Triveni Plasto Polymers Pvt. Ltd.	-	-	-	25,980
V.G. Lube Pvt. Ltd.	-	-	-	1,331,400
The Village Pvt. Ltd.	-	2,081,973	-	2,024,675
Pooja Construction Nepal Pvt. Ltd.	-	1,413,313	-	2,080,445
Mainawati Steel Industries Pvt. Ltd.	-	-	-	1,979,045
Triveni Properties P. Ltd.	-	552,216	-	400,000
<b>Total</b>	-	<b>168,758,533</b>	-	<b>255,408,543</b>
<b>Sale of Goods (Net of Excise Duty)</b>				
Shree Pashupati Cement Private Limited	-	143,000	-	24,947,037
Vishwakarma Cements Private Limited	-	81,754,124	-	32,594,986
Sagarmatha Ready Mix Concrete Private Limited	-	45,152,887	-	37,850,356
Sagarmatha Precast Solutions Private Limited	-	2,803,107	-	1,951,820
Manakamana Mines & Minerals Pvt. Ltd.	-	177,548	-	-
<b>Total</b>	-	<b>130,030,666</b>	-	<b>97,344,199</b>
<b>Purchase of Capital Goods</b>				
Sagarmatha Ready Mix Concrete Private Limited	-	4,336,343	-	-
Vishwakarma Cements Private Limited	-	-	-	14,159,855
Shree Pashupati Cement Pvt. Ltd.	-	-	-	5,250,000
<b>Total</b>	-	<b>4,336,343</b>	-	<b>19,409,855</b>
<b>Rent Income</b>				
Kapilvastu Cement Udyog Private Limited	-	60,000	-	60,000
Sagarmatha ReadyMix Concrete Pvt. Ltd.	-	60,000	-	60,000
Sagarmatha Precast Solutions Pvt. Ltd.	-	60,000	-	60,000
Manakamana Mines & Minerals Pvt. Ltd.	-	48,000	-	-
Bishwakarma Mines & Minerals Pvt. Ltd.	-	48,000	-	48,000
Shree Pashupati Cement Private Limited	-	120,000	-	120,000
Vishwakarma Cements Private Limited	-	120,000	-	120,000
<b>Total</b>	-	<b>516,000</b>	-	<b>468,000</b>


(R)

AT



GHORAH CEMENT

er



# Ghorahi Cement Industry Limited

Notes forming part of the Standalone Financial Statements as on Ashad 32, 2082 (July 16, 2025)



GHORAHICEMENT

Description	For the year ended Ashad 32, 2082		For the year ended Ashad 31, 2081	
	Key Management Personnel	Enterprises over which KMP exercise significant influence	Key Management Personnel and their relatives	Enterprises over which KMP exercise significant influence
<b>Balances Recoverable/(Payable )</b>				
Gopal Rai Purushotamfal Trading Pvt. Ltd.	-	(5,625,663)	-	(1,239,088)
Mainawati Steel Industries Pvt. Ltd.	-	-	-	(2,236,321)
Manakamana Mines & Minerals Pvt Ltd	-	243,829	-	-
Paschimanchal Agro Farm Pvt.Ltd.	-	(102,790)	-	(70,390)
Pooja Construction Nepal Pvt. Ltd.	-	(39,580)	-	(703,369)
Rishi khanij udhyog Pvt.Ltd.	-	587,300	-	350,000
Rolpa Chundhunga Khani Pvt. Ltd.	-	12,758,268	-	7,949,833
S.D.P.L. Trade Pvt. Ltd.	-	(30,250)	-	(61,321)
Sagarmatha Precast Solutions Pvt Ltd.	-	43,584,077	-	44,382,685
Sagarmatha Ready Mix Concrete Pvt. Ltd.	-	202,265,452	-	199,093,971
Shikharpur Khanij Udyog Pvt. Ltd.	-	156,491	-	156,491
Shiva Swaroop Khanij Udhog Pvt. Ltd.	-	(32,499)	-	4,212,754
Shree Pashupati Cement Pvt. Ltd.	-	61,183,468	-	69,574,237
Sunwal Cement Udhog Pvt.Ltd.	-	(142,390)	-	(99,190)
Swargdwari Mines & Minerals Pvt. Ltd.	-	1,518,910	-	1,322,560
The Village Pvt. Ltd.	-	(1,050,483)	-	(1,304,162)
Triveni Byapar Company Pvt. Ltd.	-	-	-	(219,042)
Triveni Properties P. Ltd.	-	(2,335,241)	-	(1,838,246)
Triveni Synpacks Pvt. Ltd.	-	(46,232,728)	-	(84,016,608)
Unique Reality Pvt. Ltd.	-	6,752,291	-	6,752,291
Vishwakarma Cements Pvt. Ltd.	-	15,074,596	-	(41,578,877)
Ghorahi Cement Developing Company Ltd	-	18,735,806	-	18,735,806
Kiran Coal Udhog Pvt. Ltd.	-	400,000	-	400,000
Malarani Mines & Minerals Pvt. Ltd.	-	4,809,830	-	3,163,170
Avni Real Estate Developers Pvt.Ltd.	-	6,162,600	-	605,000
Multapa Chundhunga Udhog Pvt. Ltd.	-	15,557,501	-	14,782,501
<b>Total</b>	-	<b>334,198,795</b>	-	<b>238,114,685</b>


<b>Remuneration paid to KMP's</b>				
<b>Short-term employee benefits:</b>				
Devendra Sinha	5,100,000	-	5,100,000	-
Shankar Lal Agiwal	6,014,949	-	6,284,050	-
Sanjay Bansal	3,600,000	-	-	-
<b>Total</b>	<b>14,714,949</b>	<b>-</b>	<b>11,384,050</b>	<b>-</b>
<b>Others</b>				
(i) Meeting Fee	1,492,000	-	-	-
(ii) Director Salary	2,500,000	-	-	-
(iii) Housing Facilities	-	-	-	-
<b>Total</b>	<b>3,992,000</b>	<b>-</b>	<b>-</b>	<b>-</b>

*[Signature]*

GHORAHICEMENT

*[Signature]*

*[Signature]*





# Ghorahi Cement Industry Limited

Notes forming part of the Standalone Financial Statements as on Ashad 32, 2082 (July 16, 2025)



GHORAHİ  
CEMENT

## Advance from Directors & Shareholders

Description	For the year ended Ashad 32, 2082		For the year ended Ashad 31, 2081	
	Key Management Personnel	Enterprises over which KMP exercise significant influence	Key Management Personnel and their relatives	Enterprises over which KMP exercise significant influence

### From Chairman:

Purushottam Lal Sanghai	244,905,574	-	231,205,574	-
-------------------------	-------------	---	-------------	---

### From Directors:

Aditya Sanghai	33,222,455	-	33,222,455	-
Anju Sanghai	117,500,000	-	40,000,000	-
Vivek Agrawal	297,900,000	-	227,900,000	-
Trilok Chandrar Agarwal	4,500,000	-	4,500,000	-
<b>Total</b>	<b>453,122,455</b>	<b>-</b>	<b>305,622,455</b>	<b>-</b>

### From Shareholders:


Aditi Chokhani	24,221,966	-	24,221,966	-
Govind Lal Sanghai	246,599,995	-	232,899,995	-
Harshwardhan Sanghai	138,252,723	-	138,252,723	-
Birendra kumar Sanghai	261,599,995	-	247,899,995	-
Kabita Sanghai	37,500,000	-	37,500,000	-
Ashish Kumar Agarwal	30,000,000	-	30,000,000	-
Ashok Kumar Agrawal	25,000,000	-	25,000,000	-
Nikunj Agrawal	39,250,000	-	29,250,000	-
Vishal Agarwal	30,750,000	-	30,750,000	-
Arpit Agrawal	42,000,000	-	27,000,000	-
Anuj Agrawal	51,500,000	-	51,500,000	-
Ram Chandra Sanghai	164,197,273	-	150,497,273	-
Sailesh Sanghai	138,252,723	-	138,252,723	-
Subhash Chandra Sanghai	164,197,273	-	150,497,273	-
Ashish Jindal	16,500,000	-	16,500,000	-
Neelam Surekan	92,060,000	-	72,610,000	-
Tulsi Ram Agarwal	13,000,000	-	8,000,000	-
Jagdish Prasad Agrawal	1,000,000	-	1,000,000	-
<b>Total</b>	<b>1,515,881,948</b>	<b>-</b>	<b>1,411,631,948</b>	<b>-</b>
<b>Grand Total</b>	<b>2,213,909,977</b>	<b>-</b>	<b>1,948,459,977</b>	<b>-</b>

## 45 Regrouping & Restatement of previous year Figures:

Figures for previous year have been regrouped/recasted wherever necessary to make them comparable with the figures of current year.

## 46 Miscellaneous:

- Previous Period's figures' have been restated, regrouped & rearranged wherever necessary as per requirement of New Standard.
- Balance confirmation certificate of all payables and receivables are confirmed in few cases rest are in the process of obtaining from them.
- Notes 1 to 46 form an integral part of the Statement of financial position and Statement of profit or loss.



GHORAHİ  
CEMENT

